

FTS No- 3199097  
File No-Z.28014/202/2016-MS  
Ministry of Health and Family Welfare  
Directorate General of Health Services  
National Council Secretariat

Nirman Bhawan, New Delhi  
Dated 18 Feb 2019

**RTI Matter**

**Sub:- Notice of Hearing for Appeal/ Complaint from Mr Sudhir Kumar Verma**

This is with reference to Notice of Hon'ble Central Information Commissioner (CIC) dated 23/01/19 (Copy attached – **Annexure – 1**) followed by personal hearing by the Hon'ble CIC in his chamber on 13 Feb 2019. Following officials attended the aforesaid hearing:

- (i) Dr Sudhir Gupta, Addl DDG(SG), First appellate authority Dte GHS
- (ii) Dr Anil Kumar, Addl DDG(AK), CPIO, Dte GHS
- (iii) Dr Abhai Garg, Consultant(Clinical Establishments), National Council Secretariat

It was informed that the available information was provided in time to the applicant as per RTI Act and Applicant has not asked for any information as per the RTI Act but raised queries. The Hon'ble CIC directed, that detail information and initiatives taken by Government of India in respect of the concerns raised by petitioner may be submitted by the division by 18<sup>th</sup> February and final order would be issued by Hon'ble CIC after that. Following is submitted for kind information, consideration of CIC for issuing final order in the case.

**Chronological sequences of events in this case are:**

- a. Online RTI application of Mr SK Verma was submitted to Prime Ministers' office vide registration No. MOHFW/R/2016/80995 dated 07 Nov 2016, from where it was forwarded to Ministry of Health and Family Welfare vide reference No. PMOIN/R/2016/53282 and received by Ministry on 16 Nov 2016 – **Annexure - 2.**
- b. Answer to query No. 1 was answered by Mr Sunil Kumar US(MS) and CPIO, MOHFW and reply sent directly to the applicant vide letter No. Z.28014/202/2016-MS dated 23 Nov 2016. For the rest of the queries i.e. 2 to 4, RTI application was forwarded under section 6(3) of RTI Act to CPIO, Dte GHS Dr.Anil Kumar vide same letter. – **Annexure - 3**
- c. Answers to queries No. 2 to 4 were sent by Dr Anil Kumar CPIO, Dte GHS directly to applicant with copy to US (MS) vide letter No. Z.28016/38/2016 – MH-II dated 30<sup>th</sup> Nov 2016. – **Annexure - 4**

d. The applicant submitted appeal vide registration No. MOHFW/A/2016/60498 dated 20 Dec 2016 to Ms Bidu Tewari, first Appellate authority in MOHFW – citing the reason as “document not provided” **Annexure - 5**

e. First Appellate authority, MOHFW Ms Bidu Tewari passed order in response to Appeal on 02 Mar 2017. The order was communicated directly to Applicant vide letter No. Z.28014/202/2016-MS dated 02 Mar 2017. The appeal w.r.t. point No. 2 to 4 was forwarded to First Appellate authority, Dte GHS, Addl DDG (SG). – **Annexure - 6**

f. First Appellate authority, Dte GHS Dr Sudhir Gupta, Addl DDG(SG) passed order in response to Appeal on 22 Mar 2017. The order was communicated directly to Applicant vide letter No. Z.28016/38/2016-MH-II dated 22 Mar 2017 with copy to CPIO and First Appellate authority of MOHFW – **Annexure – 7**

g. Second appeal was filed by Mr Sudhir Kumar Verma to Chief Public Information Officer, Central Information Commission, August Kranti Bhawan, Bhikaji Cama Place, New Delhi – 110 066 on 05 Oct 2017 received in CIC office vide FTS No. 171037 dated 11 Oct 2017. – **Annexure – 8.**

h. Deputy Registrar of CIC issued a notice to CPIO&US(MS), MOHFW, Nirman Bhawan, New Delhi vide letter No. CIC/MH&FW/A/2017/171037 dated 23 Jan 2019 received in MS Section vide FTS No. 1207322 dated 30 Jan 2019. – **Annexure – 1**

i. The aforesaid notice of CIC was forwarded to Addl.DDG(SG) with comment that CPIO MOHFW has already provided the information available with MS section with respect to point No. 1 of RTI application to the Applicant and he is requested to comply with the notice of CIC in respect of rest of the points.

j. Requisite information was sought from concerned divisions and reply received from CPIOs is in the following table :

<b>CPIO</b>	<b>Information provided</b>
Dr P Ravindran, Director, EMR Dte.GHS,	Information pertaining to point No. 1 to 5 is not available as per the records of EMR division ( <b>Annexure 9</b> )
Dr Tanu Jain, ADG, Scheme for “Capacity Building for Trauma Care Facilities in Government Hospitals on National Highways”, Dte.GHS,	Information sought with respect to point No. 1 to 5 is not available in Trauma and Burn Program division ( <b>Annexure 10</b> )
Mr. S. Nayak, Deputy Secretary, NHM-4, MOHFW,	Revised IPHS Guidelines 2012 were disseminated among States and Union Territories to specify the minimum assured (essential) services that the health centres are expected to provide and the desirable services for States and Union Territories that the health centres should aspire to provide. These guidelines are not enforceable. ( <b>Annexure 11</b> )

k. It is to submit that the “Applicant has not asked any information in the RTI application under reference but raised queries and as per RTI Act, *Only such information can be supplied under the RTI Act which already exists and held by the public authority or held under the control of the public authority. The public information officer is not supposed to create information; or to interpret information; or to solve the problems raised by the applicant; or to furnish replies to hypothetical questions.*”

## **Answer to queries raised by applicant in his RTI Application dated 07 Nov 2016 –:**

### **Reply to Question No. 1. –**

*Query No. 1 was replied by the then CPIO, Mr S K ( US(MS), MS Division, MOHFW on vide there letter No. Z.28014/202/2016 – MS dated 23 Nov 2016 – Annexure-3. The updated information as on date is as under:*

As per Rule 9(iii), in the Clinical Establishments (Central Government) Rules 2012, National Council for Clinical Establishments has approved a list of standard procedures (**Annexure 12**) and a template for costing of these procedures (**Annexure 13**) which has been shared with the implementing States Union Territories. This is because consultation with the States is must as per the aforesaid rule before issuing such rates by Central Govt. The States have been requested to take into consideration of all pertinent factors including local factors and define such rates. The updated information in respect of defining of rates of charges for procedures and services as received from all States (11) and Union Territories (6) where Clinical Establishments Act is applicable is as under:

<b>S.NO</b>	<b>NAME OF STATE/UT</b>	<b>REMARK</b>
1	ANDAMAN & NICOBAR ISLANDS (UT)	No information received
2	ARUNACHAL PRADESH	No information received
3	ASSAM	Letter received dt-24-4-2017 regarding finalising the range of rates of standard procedures and services under CEA. Wherein Deputy Secretary had requested (DHS, Assam) to take immediate steps in this regard under the provisions of the CEA.
4	BIHAR	No information received
5	CHANDIGARH (UT)	Letter received from UT of Chandigarh has proposed to implement Ayushman Bharat package rates for procedures and CGHS rates for consultation.
6	DADRA & NAGAR HAVELI (UT)	Information received via E-Mail on 12-2-2019 that defining Rates of Medical Procedures and Services under CE Act is under process for finalisation.

7	DAMAN & DIU (UT)	No information received
8	HARYANA	No information received
9	HIMACHAL PRADESH	Government of Himachal Pradesh Vide their letter dt-12.01.2017 informed that, they have asked DHS of HP to examine the said matter and send details/comments/proposal to implementing authority.
10	JHARKHAND	No information received
11	LAKSHADWEEP	No information received
12	MIZORAM	No information received
13	PUDUCHERRY (UT)	No information received
14	RAJASTHAN	No information received
15	SIKKIM	No information received
16	UTTARAKHAND	No information received
17	UTTAR PRADESH	No information received

**Reply to Question No. 1(a)** As per information received from concerned CPIO

Revised Indian Public Health Standards (IPHS) Guidelines 2012 were disseminated among States and Union Territories to specify the minimum assured (essential) services that the health centres are expected to provide and the desirable services for States and Union Territories that the health centres should aspire to provide.

It is further to inform that Government of India provides budget under National Health Mission for upgradation of Government health facilities (from Sub centre to district hospital levels) to IPHS level through Programme Implementation Plan (PIP) of respective State Government. States are expected to identify gaps in the available facilities vis-à-vis IPHS and make provisions for filling up of gaps and seek funds through State PIP under NHM.

**Reply to Question No. 1(b) & (c)** Clinical Establishments Act (CEA), 2010 was enacted by Government of India for registration and regulation of all Clinical Establishments without which no Clinical Establishment can run its operations. As on 18 Feb 2019 overall status of implementation of CEA and actions done by National Council for Clinical Establishments is placed as **Annexure 14**.

For emergency health care, it is to inform that one of the conditions for registration of Clinical Establishments (CEs) is that the clinical establishment shall undertake to provide within the staff and facilities available, such medical examination and treatment as may be required to stabilise the emergency medical condition of any individual who comes or is brought to such Clinical Establishment. If any Clinical Establishment fails to provide stabilisation of Emergency medical condition as per the Act then it is a violation of the Act and action can be taken by District Registering Authorities.

Further it is stated in Chapter 1, Clause 2(o) “to stabilize (with its grammatical variations and cognate expressions)” means, with respect to an emergency medical condition specified in clause (d), to provide such medical treatment of the condition as may be necessary to assure, within reasonable medical probability, that no material deterioration of the condition is likely to result from or occur during the transfer of the individual from a clinical establishment.

**Reply to Question No. 1(d)** Government of India is implementing a scheme “Capacity Building for Trauma Care Facilities in Government Hospitals on National Highways” and provides funds under this scheme for setting up of different levels of trauma care facilities in order to augment facilities to treat trauma victims.

**Reply to Question No. (e) & (f):** There is no plan of this division as on date to make legislation for critical health care. However as mentioned above, the stabilization of Emergency medical condition is already covered under CEA.

**Reply to Question No. 2.** In view of reply to points 1(e) & (f) above information for this question is NIL.

**Reply to Question No. 3 and 4 .**

As per information available on weblink (<http://www.nhm.gov.in/nrhm-components/health-systems-strengthening/emri-patient-transport-service.html>)

- One of the achievements of National Health Mission, a flagship program of Govt. of India, is the patient transport ambulances operating under Dial 108/102 ambulance services. At the time of launch of NRHM (a sub-mission of NHM) in 2005, such ambulances networks were non-existent.
- Now 31 States/UTs have the facility where people can dial 108 or 102 telephone number for calling an ambulance.
- 108 is predominantly an emergency response system, primarily designed to attend to patients of critical care, trauma and accident victims etc.
- 102 services essentially consist of basic patient transport aimed to cater the needs of pregnant women and children though other categories are also taking benefit and are not excluded. Free transfer from home to facility, inter facility transfer in case of referral and drop back for mother and children are the key focus of 102 service.
- For 108 emergency transports, capital expenditure of ambulances is supported under NHM and operational cost is supported on a diminishing scale of 60 % in the first year, 40 % in the second year and 20% thereafter.
- For 102 transports, both capital and operational cost are fully supported.
- Implementation of National Ambulance Service (NAS) guidelines has been made mandatory for all the ambulances whose OPEX and CAPEX are supported under NHM.

- 9268 ambulances are being supported under 108 emergency transport systems including new.
- 10,229 ambulances are operating as 102/104 patient transport including new ambulances.
- 5758 empanelled vehicles are also being used in some States to provide transport to pregnant women and children e.g. Janani express in MP, Odisha, Mamta Vahan in Jharkhand, Nishchay Yan Prkalpa in West Bengal and Khushiyo ki Sawari in Uttarakhand.

**Reply to Question No.5.**

Revised IPHS Guidelines 2012 were disseminated among States and Union Territories to specify the minimum assured (essential) services that the health centres are expected to provide and the desirable services for States and Union Territories that the health centres should aspire to provide. These guidelines are recommendatory in nature, hence not enforceable.

It is further to inform that Government of India provides budget under National Health Mission for upgradation of Government health facilities (from Sub centre to district hospital levels) to IPHS level through Programme Implementation Plan (PIP) of respective State Government. States are expected to identify gaps in the available facilities vis-à-vis IPHS and make provisions for filling up of gaps and seek funds through State PIP under NHM.

Health is a State subject and it is for the State Government to provide health care services. The Govt.of India supplements the efforts of State Governments.



**Central Information Commission**  
Baba Gang Nath Marg,  
Munirka, New Delhi - 110067

011-26182598

<http://dssic.nic.in/online-link-paper-compliance/add>

Email ID : kl.das@nic.in

Phone No. 011-26182598

File No. CIC/MH&amp;FW/A/2017/171037

DATE :23-01-2019

**NOTICE OF HEARING FOR APPEAL/COMPLAINT**

Appellant(s)/Complainant(s):		Respondent(s):	
S K VERMA FLAT NO 304, NEW SATHI APARTMENTS, PLOT NO- 92 SECTOR -54 122011 Haryana,Gurgaon,NA		CPIO : 1. THE CPIO The Under Secretary & CPIO Ministry Of Health & Family Welfare Medical Service Section , Nirman Bhawan New Delhi	
Date of RTI	Date of reply,if any,of CPIO	Date of 1st Appeal made,if any	Date of order,if any,of First AA
07-11-2016	23-11-2016	20-12-2016	02-03-2017

1. Take notice that the above appeal/complaint in respect of RTI application dated 07-11-2016 filed by the appellant/complainant has been listed for hearing before **Hon'ble Information Commissioner Mr. Bimal Julka** at Venue Room No. 305, Central Information Commission, Baba Gang Nath Marg, Munirka, New Delhi – 110067 on **13-02-2019 at 11:50 AM.**

2. The appellant/complainant may present his/her case(s) in person or through his/her duly authorized representative.

3. (a) CPIO/PIO should personally attend the hearing; if for a compelling reason(s) he/she is unable to be present, he/she has to give reasons for the same and shall authorise an officer not below the rank of CPIO/PIO, fully acquainted with the facts of the case **and bring complete file/file(s) with him.**

(b) If the CPIO attending the hearing before the Commission does not happen to be the concerned CPIO, it shall still be his/her responsibility to ensure that the CPIO(s) concerned must attend **with complete file concerning the RTI request**, the hearing along with him.

4. All the parties may submit their written submission, if any, to the Commission at least 7 days before the date of hearing. A copy of the same **shall** be served upon opposite party. If any party wishes to make online submission, the same may be sent to the Commission's link only viz., <http://dssic.nic.in/online-link-paper-compliance/add>

5. CPIO is also directed to inform the third party, if any, so as to enable it to defend or present its case before the Commission. Third Party may choose to be present before the Commission either in person or through its duly authorized representative for hearing, or they may also file a written submission to the Commission before the hearing.

6. The authorised representative or the officer of the public authority and the appellant/complainant/third party is advised to carry a "proof of identity" **along with the authorization letter.**

7. Take notice that in default of your appearance on the time and date mentioned aforesaid, the case shall be heard and decided in your absence **and that there will be no adjournment and review.**

8. The parties concerned should reach the venue at least 30 minutes before the scheduled time of hearing. They are also requested to intimate their telephone/mobile numbers and email address to the undersigned.

Reference number of CPIO Reply(if any) :-

To

RTI Cell

vs (Agiiv  
A.A.S.)  
Munirka  
31/1/19

KL Das  
Dy. Registrar  
11/2/2019  
S.O. (MS)  
130(MM)

## RTI REQUEST DETAILS

**Registration No. :** MOHFW/R/2016/80995 **Date of Receipt** 07/11/2016

**Transferred From :** Prime Minister's Office on 07/11/2016 With Reference Number : PMOIN/R/2016/53282

**Remarks :** Transferred for an appropriate action.

**Type of Receipt :** Electronically Transferred from Other Public Authority **Language of Request :** English

**Name :** Sudhir Kumar Verma **Gender :** Male

**Address :** 304, The New Sathi Apartments,, Plot No. - 92, Sector - 54,, Gurgaon, Pin:122011

**State :** Haryana **Country :** India

**Phone No. :** Details not provided **Mobile No. :** +91-7217311314

**Email :** sudhirverma850@gmail.com

**Status(Rural/Urban) :** Urban **Education Status :** Graduate

**Letter No. :** Details not provided **Letter Date :** Details not provided

**Is Requester Below Poverty Line ? :** No **Citizenship Status** Indian

**Amount Paid :** 10 ) (original recipient) **Mode of Payment** Gateway

**Does it concern the life or Liberty of a Person ? :** No(Normal) **Request Pertains to :** Sunil Kumar

Information requested from the Prime Minister Office under RTI Act 2005

Requested Information

1. Whether the Govt. of India intends to make an Act on the pattern of TRAI/ IRDA Acts to control the expenses charged by Private Hospitals till the Govt. Hospitals (District Hospitals/ Sub-divisional Hospitals/ Community Health Centres/ Primary Health Centres/ Sub-Centres) are equipped to address the Critical Health Care for survival of common people in the context of the following facts.

a. The conditions of Govt. District Hospitals/ Sub-divisional Hospitals/ Community Health Centres/ Primary Health Centres/ Sub-Centres are very poor in general in various states. They are not equipped to take up the emergency cases like Accidents, Heart Attack, Terminal Respiratory Disease, Strokes, AIDS, TB etc. which give very marginal time to the patients to survive and no. of deaths are substantial in these cases. These Hospitals do not seem to be equipped as per the requirements of Indian

16/11/16  
80 (ms)



Public health Standards Guidelines under the Clinical Establishments (Registration and Regulation) Act 2010 and applicable Rules. The poor patients and the patients living in rural areas/ small towns are bound to die or to pray to God for their survival.

b. The Supreme Court has clearly declared that the Fundamental Right to Life covers within its scope the Right to Emergency Health Care (in the case of Parmanand Katara Vs Union of India in 1989).

**Information Sought :**

c. Further the Supreme Court (in the case of Paschim Banga Khet Majdoor Samity Vs State of West Bengal in 1996) declared that the failure on the part of Govt. Hospitals to provide Emergency Treatment results in violation of rights of Life guaranteed under Article 21.

d. Almost more than 70 percent people are bound to pray to God for their survival in the case of Accidents and Terminal Illness.

e. It is not out of the context to mention that Critical Health Care is most vital weapon of Public Empowerment besides Education.

f. Though the subject of Public Health lies under State List. However taking into account certain subjects of the Concurrent List, Gravity of Situation, Empowerment of People and its relation with Fundamental Rights, the Govt. of India may make a National Level Legislation for Public Critical Health Care.

2. If, the answer is yes for asked Information No. 1 then what may be the time line for the legislation.

3. Whether Govt. of India intends to administer the Central Ambulance Service since the survival of critical patients is substantially connected with instant Ambulance Services across the nation and immediate transportation of Patients to Hospitals.

4. If, Yes. What may be the time line.

5. Whether there is any Acts/ Rules to ensure that if the District Hospitals/ Sub-divisional Hospitals/ Community Health Centres/ Primary Health Centres/ Sub-centres are not equipped as per the requirements of Indian Public Health Standards then it may be considered as a punishable offence.

Information requested from the Prime Minister Office under RTI Act 2005

**Requested Information**

1. Whether the Govt. of India intends to make an Act on the pattern of TRAI/ IRDA Acts to control the expenses charged by Private Hospitals till the Govt. Hospitals (District Hospitals/ Sub-divisional Hospitals/ Community Health Centres/ Primary Health Centres/ Sub-Centres) are equipped to address the Critical Health Care for survival of common people in the context of the following facts.

a. The conditions of Govt. District Hospitals/ Sub-divisional Hospitals/ Community Health Centres/ Primary Health Centres/ Sub-Centres are

very poor in general in various states. They are not equipped to take up the emergency cases like Accidents, Heart Attack, Terminal Respiratory Disease, Strokes, AIDS, TB etc. which give very marginal time to the patients to survive and no. of deaths are substantial in these cases. These Hospitals do not seem to be equipped as per the requirements of Indian Public health Standards Guidelines under the Clinical Establishments (Registration and Regulation) Act 2010 and applicable Rules. The poor patients and the patients living in rural areas/ small towns are bound to die or to pray to God for their survival.

b. The Supreme Court has clearly declared that the Fundamental Right to Life covers within its scope the Right to Emergency Health Care (in the case of Parmanand Katara Vs Union of India in 1989).

**Original RTI Text :**

c. Further the Supreme Court (in the case of Paschim Banga Khet Majdoor Samity Vs State of West Bengal in 1996) declared that the failure on the part of Govt. Hospitals to provide Emergency Treatment results in violation of rights of Life guaranteed under Article 21.

d. Almost more than 70 percent people are bound to pray to God for their survival in the case of Accidents and Terminal Illness.

e. It is not out of the context to mention that Critical Health Care is most vital weapon of Public Empowerment besides Education.

f. Though the subject of Public Health lies under State List. However taking into account certain subjects of the Concurrent List, Gravity of Situation, Empowerment of People and its relation with Fundamental Rights, the Govt. of India may make a National Level Legislation for Public Critical Health Care.

2. If the answer is yes for asked Information No. 1 then what may be the time line for the legislation.

3. Whether Govt. of India intends to administer the Central Ambulance Service since the survival of critical patients is substantially connected with instant Ambulance Services across the nation and immediate transportation of Patients to Hospitals.

4. If, Yes. What may be the time line.

5. Whether there is any Acts/ Rules to ensure that if the District Hospitals/ Sub-divisional Hospitals/ Community Health Centres/ Primary Health Centres/ Sub-centres are not equipped as per the requirements of Indian Public Health Standards then it may be considered as a punishable offence.

Print Save Close

Annex - 3

Z.28014/202/2016-MS

Government of India

Ministry of Health & Family Welfare

Department of Health & Family Welfare

Medical Services Section


By Speed Post

12

Nirman Bhawan, New Delhi

Dated the 23<sup>rd</sup> November, 2016

PI. Issue



To

Shri Sudhir Kumar Verma,  
304, The New Sathi Apartments,  
Plot No. - 92, Sector- 54,  
Gurgaon- 122011, Haryana.

o/c

Subject: Application of Shri Sudhir Kumar Verma, seeking information under RTI Act, 2005.

Sir,

With reference to your online RTI application having registration no. MOHFW/R/2016/80995 dated 07.11.2016 the point wise information available with the CPIO is as under:

**Point 1:** (i) Health is a State subject, so it the responsibility of State Government to regulate medical expenses charged by private hospitals. However, the Government of India has enacted the Clinical Establishments (Registration and Regulation) Act, 2010 which provides for registration and regulation of all Clinical establishments (including Diagnostic Centres and Laboratories) in the country with a view to prescribe the Minimum Standards of facilities and services provided by them. As of now, the said Act is applicable in 10 States and 6 UTs.

(ii) In accordance with the Clinical Establishments Rules 2012 under the said Act, one of the conditions for registration and continuation of clinical establishments is that the clinical establishments (in the States / Union Territories where the said Act is applicable) shall charge the rates for each type of procedure and services within the range of rates determined by the Central Government from time to time in consultation with the State Governments.

(iii) The National Council for Clinical Establishments has approved a standard list of medical procedures and a standard template for costing of medical procedures for regulation of medical treatment charges in those States/UTs where the said Act is applicable. The said standard list of medical procedures and standard template for costing of procedures has been shared with those States/UTs who have adopted the said Act and the States/UTs will take appropriate decision in the matter. Complete Act and rules framed thereunder are available on the website of the said Act i.e. <[clinicalestablishments.nic.in](http://clinicalestablishments.nic.in)>. However, the implementation and monitoring of the Clinical Establishment Act is within the remit of concerned State/UT Government.

(iv) It is also informed that Government of Haryana has not adopted the Clinical Establishments (Registration and Regulation) Act, 2010 yet.

61

2. Point 2 to 4: The information sought is not available with this CPIO. However, your RTI application is being transferred under Section 6(3) of RTI Act, 2005 to the under mentioned CPIO with a request to provide the information, to you directly.

3. In case you are not satisfied with the above reply being furnished, you may prefer an appeal to Ms. Bindu Tewari, Director & Appellate Authority, Department of Health and Family Welfare, Nirman Bhawan, New Delhi.

Yours faithfully,



(Sunil Kumar)

Under Secretary to the Government of India & CPIO

Tel.23061436

Copy to:-

20/11

Dr. Anil Kumar, Addl. DDG (AK) & CPIO, Dte. GHS, M/o Health &FW, Nirman Bhawan, New Delhi along with a copy of RTI application with the request to provide the information directly to applicant.

2. RTI cell w.r.t. online reference no. MOHFW/R/2016/80995 dated 07.11.2016 for information.  
29/11

o/c

Annex-4

8

File No-Z.28016/38/2016-MH-II  
Directorate General of Health Services  
National Council Secretariat

Nirman Bhawan, New Delhi,  
Dated 30 November, 2016

To  
Shri Sudhir Kumar Verma  
304, The New Sathi Apartments,  
Plot No-92, Sector-54,  
Gurgaon-122 011, Haryana

**Sub:- Application of Shri Sudhir Kumar Verma, seeking information under RTI Act.**

With reference to your online RTI application dated 07.11.2016, received on 23.11.2016 from MS division of MoHFW regarding Point No-2 to 4.

Government of India has notified Clinical Establishments Act which as on date is applicable in 10 States and 6 Union Territories (UTs) namely UP, Uttarakhand, Rajasthan, Bihar, Jharkhand, Sikkim, Mizoram, Arunachal Pradesh, Himachal Pradesh, Assam & UTs of Dadra & Nagar Haveli, Andaman and Nicobar Island, Daman & Diu, Chandigarh, Lakshadweep, Puducherry.

The Act has many provisions to take care of the concerns raised by the applicant. The detailed information about the Act and Rules may be seen on the website link <http://clinicalestablishments.nic.in>.

Yours sincerely

Addl.DDG(AK)

Public Information Officer

Copy for information to:

1. Sh Sunil Kumar, Under Secretary, MoHFW, Nirman Bhawan, New Delhi
2. RTI Cell, w.r.t. online reference no.MOHFW/R/2016/80995 dated 07.11.2016 for information.

21/12/16

80 (MS)

202

HOME SEARCH ASSESSMENT COMMENTS RECEIVED FROM CPIO CORRESPONDENCE LETTER REPORTS UTILITY  
USER MANUAL LOGOUT

Public Authority: Department of Health &amp; Family Welfare

Role : Appellate Authority

User : Bindu Tiwari

Registration Number (पंजीकरण संख्या) : MOHFW/A/2016/60498

Appeal is received by (अपील का प्राप्तकर्ता) : Online Receipt

Date of Receipt (प्राप्ति की तारीख) : 20/12/2016

Name (नाम) : Sudhir Kumar Verma

Gender (लिंग) : Male

Address (पता) : 304, The New Sathi Apartments,, Plot No. - 92, Sector - 54,, Gurgaon, Pin:122011

Phone Number (फोन नंबर) : Details not provided

Mobile Number (मोबाईल नंबर) : +91-7217311314

Email-ID (ईमेल-आईडी) : sudhirverma850@gmail.com

State (राज्य) : Haryana

Country (देश) : India

RTI Request Registration No(सूचना का अधिकार अनुरोध पंजीकरण सं.) : MOHFW/R/2016/80995

RTI Request Registration Date(सूचना का अधिकार अनुरोध पत्र दिनांक) : 20/12/2016

Appeal Letter No.(अपील पत्र सं.) : Details not provided

Appeal Letter Date(अपील पत्र दिनांक) : Details not provided

Citizenship Status (नागरिकता) : Indian

Is Appellant Bellow Poverty Line ? (क्या अपील करनेवाला गरीबी रेखा से नीचे का है?) : No

Does it concern the life or Liberty of a Person? (क्या यह किसी व्यक्ति के जीवन अथवा स्वतंत्रता से संबंधित है?) : Details not provided

Name of CPIO(सीपीआईओ का नाम) : Sunil Kumar

CPIO's Order/Decision No.(सीपीआईओ का आदेश / निर्णय संख्या) : Details not provided

Date of Receipt of CPIO's Order/Decision(सीपीआईओ के आदेश / निर्णय के रसीद की तारीख) : Details not provided

Ground for Appeal(अपील का आधार) : Any Other ground

The information given by CPIO, Department of Health & Family Welfare (Medical Services Section) does not address the requested information in a conclusive way in the context of the following points: 1) Health is a State Subject. However the entries no. 23 & 24 in the Concurrent List make the Central Govt. to think about one of the most important needs for the welfare, security, survival and empowerment of the common & poor people that is Health. 2) The expenses charged by the Private Hospitals are arbitrary. 3) We want to know the range of rates for procedures/ services/ room rent etc. as determined by the Central Govt. in consultation with the 10 States and 6 UTs as per the Clinical Establishments Rules 2012 since they are not traceable. Moreover, it is a big issue whether Private Hospital of the concerned State are implementing range of rates. 4) We also want to know the standard list of medical procedures/ services with costs which is approved by the National Council of Clinical Establishments since they are not traced from the website [clinicalestablishments.nic.in](http://clinicalestablishments.nic.in). Moreover, it is a big issue whether Private Hospital of the concerned State are implementing the standard rates. 5) The conditions of Govt. District Hospitals/ Sub-divisional Hospitals/ Community Health Centres/ Primary Health Centres/

Prayer or Relief Sought(प्रार्थना या अनुरोध की गई राहत)

Prayer or Relief Sought(प्रार्थना या अनुरोध की गई राहत)

MS - 04/leave  
So (MS)  
15/2

MS - 14/2

Sub-Centres are very poor in general in various states. They are not equipped to take up the emergency cases like Accidents, Heart Attack, Respiratory Disease, Strokes, Diarrhoea, TB etc. which give very marginal time to the patients to survive and no. of deaths are substantial in these cases. These Hospitals do not seem to be equipped as per the requirements of Indian Public health Standards Guidelines under the Clinical Establishments (Registration and Regulation) Act 2010 and applicable Rules. The poor patients and the patients living in rural areas/ small towns are bound to die or to pray to God for their survival. 6) The Supreme Court has clearly declared that the Fundamental Right to Life covers within its scope the Right to Emergency Health Care (in the case of Parmanand Katara Vs Union of India in 1989); 7) Further the Supreme Court (in the case of Paschim Banga Khet Majdoor Samity Vs State of West Bengal in 1996) declared that the failure on the part of Govt. Hospitals to provide Emergency Treatment results in violation of rights of Life guaranteed under Article 21. 8) Though the subject of Public Health lies under State List. However taking into account entries 23 & 24 of the Concurrent List, Gravity of Situation, Survival & Empowerment of People and its relation with Fundamental Rights, the Govt. of India may make a National Level Legislation for Public Critical Health Care to regulate the expenses charged by Private Hospitals till the Govt. Hospitals (District Hospitals/ Sub-divisional Hospitals/ Community Health Centres/ Primary Health Centres/ Sub-Centres) are not equipped to address the Critical Health Care.

Reason for delay(if any) in filing this appeal(संक्षेप में)

अपील को दायर करने में विलंब, यदि कोई हो, का कारण) :

N/A

\*Please Select a Decision(कृपया निर्णय का चयन करें) : ---Please Select---

\*Appellate Authority's Decision

(Maximum of 5000 Characters allowed)(अपीलीय

प्रतिक्रिा का निर्णय (अधिकतम 5000 अक्षरों में अनुमति है)) :

0/5000 Characters entered

Submit

Annex 6

Z.28014/202/2016-MS  
Government of India  
Ministry of Health & Family Welfare  
Department of Health & Family Welfare  
Medical Services Section

Speed Post  
Ordinary Post

14



Nirman Bhawan, New Delhi  
Dated the 3<sup>rd</sup> March, 2017

To  
Shri Sudhir Kumar Verma,  
304, The New Sathi Apartments,  
Plot No. - 92, Sector- 54,  
Gurgaon- 122011, Haryana.

Subject: Appeal under RTI Act, 2005, received from Shri Sudhir Kumar Verma.

Sir,

The undersigned is directed to refer to your online appeal dated 20.12.2016 in respect of RTI reference no. MOHFW/R/2016/80995 and to forward herewith the order passed by the Appellate Authority.

Yours, faithfully,

Pl. Issue o/c

(Sunil Kumar)

Under Secretary to the Government of India & CPIO

Tel.23061436

Encl: as above

Copy to:

1. Addl. DDG (SG), Dte.GHS, MoHFW, Nirman Bhawan, New Delhi, with a copy of RTI appeal for further necessary action w r t point no.2 to 4 of RTI.
2. Section Officer (CDN.!!) for information.

main  
3/3

Gaba  
3/3/17



**BEFORE SMT. BINDU TEWARI, DIRECTOR & APPELLATE AUTHORITY,  
MINISTRY OF HEALTH & FAMILY WELFARE,  
UNDER RTI ACT, 2005.**

This is with reference to the online appeal dated 20.12.2016 in respect of RTI reference no. MOHFW/R/2016/80995 preferred by Shri Sudhir Kumar Verma on grounds that the CPIO had not addressed the requested information in a conclusive way.

2. On perusal of relevant records, it is seen that US (MS) & CPIO has already provided the information available with him w.r.t. point no. 1 of the said RTI application vide letter No.Z.28014/202/2016-MS dated 23.11.2016 (copy enclosed). The said information is also available on the website of Clinical Establishments Act, 2010 i.e. <clinicalestablishments.nic.in>. Further, clarifications, interpretation of decision on ruling etc. do not come under the ambit of the RTI Act, 2010.

3. It is also seen that for information sought vide point no. 2 to 4, of the RTI application, the application was transferred to the concerned CPIO. The appeal w.r.t. point nos. 2, 3 and 4 should be forwarded to the concerned Appellate Authority for further necessary action.

3. In view of above, the appeal is disposed of.

*Bindu*  
(Bindu Tewari) 3/17

Director & Appellate Authority  
Ministry of Health & Family Welfare  
New Delhi- 110108

Annex-7

FTS: 498/20/2017

*pleadix*  
23/03/2017

*Usl*  
23/3/17

F.No. Z-28016/38/2016-MH-II  
Government of India  
Directorate General of Health Services

Nirman Bhawan, New Delhi  
Dated 22/3/2017

To

Shri Sudhir Kumar Verma,  
304, The New Sathi Apartments,  
Plot No.-92, Sector -54,  
Gurgaon, 122011, Haryana

Subject: Appeal under RTI Act, 2005. received from Shri. Sudhir Kumar Verma.

This is with reference to your online receipt of appeal dated 20.12.2016 in respect of RTI reference No. MOHFW/R/2016/80095 received on 3.3.2017 from MS Division of MOHFW regarding point no.2 to 4 of RTI.

As this Division is dealing with Clinical Establishments Act, the information with respect to the Act has already been provided by CPIO vide letter No.28016/38/2016-MH.II dated 30<sup>th</sup> November, 2016 (copy enclosed). No further information is available with the Division w.r.t. point 2 to 4.

The subject matter relates to the ambulance and emergency services. In addition, there is a query (point no. 5) relating to the National Health Mission (Rural healthcare delivery system).

You may like to contact the following CPIOs for providing information available, if any, directly to you:

Dr. Tanu Jain, ADG  
Room No.530 C  
Scheme for Capacity Building for Developing Trauma Care Facilities on National Highways.  
Dte.GHS, Nirman Bhawan, New Delhi-110108

Dr. P. Ravindran, Director, EMR  
Room No.555 A  
Dte.GHS, Nirman Bhawan, New Delhi-110108

Smt. Aruna S. Behl  
Under Secretary  
NHM-1, Room No.526 D  
MOHFW, Nirman Bhawan, New Delhi-110108

*22/03/17*  
Addl DDG (SG)  
Appellate Authority

Copy for information to:

- 1. Sh. Sunil Kumar, Under Secretary, MOHFW, Nirman Bhawan, New Delhi.
- 2. Ms Bindu Tewari, Director and Appellate Authority, MoHFW, Nirman Bhawan, New Delhi.
- 3. RTI Cell, w.r.t. online reference No. MOHFW/R/2016/80095 dated 7.11.2016.

*Manu*  
23/3/17

*o/r*

Date: 05.10.2017

The Chief Public Information Officer,  
Central Information Commission,  
August Kranti Bhawan,  
Bhikaji Cama Place,  
New Delhi – 110066.

## SECOND APPEAL

Sir,

Sub: Second Appeal.

Ref:

- i) Text of Online Information requested from PMO dated 06.11.2016 and requested information transferred to the Department of Health & Family Welfare by PMO dated 07.11.2016 (enclosed as Annexure – 1). Ref. - Regd. No. PMOIN/R/2016/53282 and Regd. No. MOHFW/R/2016/80995.
- ii) Reply of CPIO dated November 2016 (enclosed as Annexure – 2).
- iii) Text of Online First Appeal dated 20.12.2016 (enclosed as Annexure – 3). Regd. No. MOHFW/A/2016/60498.
- iv) Reply of Appellate Authority dated 02.03.2017 disposed on 24.05.2017 (enclosed as Annexure – 4).

**(Apology: Due to some unavoidable reasons, the undersigned could not submit the 2<sup>nd</sup> Appeal within the stipulated time. The same is regretted please).**

The reply of the appellate authority is almost the same as the reply given by CPIO. The essence of the RTI exercise has not been fulfilled. The information requested through RTI has been of paramount importance. I, therefore submit the second appeal though putting the following points:

- 1) The CPIO has partially responded the information requested at Sl. No. 1 of Annexure - 1. While responding the requested information he has not taken the cognizance of the following facts (ref. annexure – 2):
  - i) Health is a state subject. However the CPIO has not taken cognizance of relevant Entries of Concurrent List for Health like issue, Supreme Court Judgments of 1989 and 1996 and Article – 21 of the Constitution which has been mentioned at Sl. No. 1.
  - ii) The CPIO has also not taken cognizance of the poor conditions of District Hospitals/ Sub-divisional Hospitals/ Community Health Centres/ Primary Health Centres/ Sub-Centres.



17/10/37  
11-10-2017

CR

- iii) Above all, the requested information Whether the Govt. of India intends to make an Act on the pattern of TRAI/ IRDA Acts to control the arbitrary expenses charged by Private Hospitals till the Govt. Hospitals (District Hospitals/ Sub-divisional Hospitals/ Community Health Centres/ Primary Health Centres/ Sub-Centres) are equipped to address the General and Critical Health Care for survival of common people has not been-responded.
- iv) The information requested at Sl. No. 2 to Sl. No. 5 of Annexure – 1 has not been responded.
- v) Since the issue is related with Survival and Fundamental Rights of the People, the undersigned made the First Appeal to the appropriate authority.
- vi) While making the First Appeal, the undersigned mentioned the applicable entries No. 23 & 24 of the concurrent list to put more clarity in the requested-information.
- vii) The undersigned also mentioned that no rates for procedures/ services/ room rent etc. (as approved by Central/ State Govts. and/ or National Council of Clinical Establishments) have been traceable either from Private hospitals or from the website [clinicaestablishments.nic.in](http://clinicaestablishments.nic.in) which is mentioned in the letter of CPIO at Point 1(ii) and point 1(iii).
- viii) The first appellate authority has not responded to the requested information as needed. The requested information at Sl. No. 2 to Sl. No. 5 has also not been responded.
- ix) The requested information may have the govt. policy aspects. However, the undersigned is of the view that the requested information may be given within the terms of RTI - Act. It is related with the most important issue of Health which is the mandatory need for survival and empowerment of people.
- x) The undersigned make humble request through Second Appeal to please look into the points of Annexures – 1 and 3 and respond the same. The undersigned will be obliged to explain the requested information (in person) if asked by Central Information Commission.
- xi) The Clinical Establishments (R&R) Act 2010 and related rules do not seem to control the arbitrary charges of the Private Hospitals.

Regards,

Yours faithfully,



(S. K. Verma)  
Flat No. 304, New Sathi Apartments,  
Plot no. 92, Sector – 54,  
Gurgaon – 122011.  
E.mail – [sudhiv2001@yahoo.com](mailto:sudhiv2001@yahoo.com)  
Mobile: 9811220135

Annex-9

RTI MATTER  
MOST IMMEDIATE

F.No.28016/01/2019-EMR  
Ministry of Health and Family Welfare  
Directorate General of Health Services  
(EMR Cell)

Nirman Bhavan New Delhi  
Dated the 14th February, 2019

To,


Dr.Anil Kumar  
Addl.DDG & CPIO  
Dte.GHS, Nirman Bhavan  
New Delhi


Subject: CIC Notice of hearing for appeal/complaint

Sir

Please refer to your letter No.Z.28014/202/16-MS dated Nil received in this Division on 13<sup>th</sup> February, 2019, on the above mentioned subject and to say that the information pertaining to question no 1-5 as requested by Shri Sudhir Kumar Verma Vide his RTI application dated 7<sup>th</sup> November, 2016(Registration No.MOHFW/R/2016/80995 is not available as per the records of EMR Division.

Yours faithfully,

  
Dr.P. Ravindran)  
Addl.DDG& Director (EMR)  
Tele:23061302

  
Anant (UE)

Annex-90

FTS No. 3199411

फाइल संख्या/File Number Z.28016/05/2019-MH III

भारत सरकार/Government of India

स्वास्थ्य और परिवार कल्याण मंत्रालय/Ministry of Health & Family Welfare

स्वास्थ्य सेवा महानिदेशालय/Directorate General of Health Services

(चिकित्सा अस्पताल III अनुभाग)/(Medical Hospital III Section)

.....

निर्माण भवन, नई दिल्ली

Nirman Bhawan, New Delhi

दिनांक 14/2/19

To

The CPIO and Addl. DDG (AK),  
National Council Secretariat,  
Directorate General of Health Services,  
Nirman Bhawan, New Delhi.

Subject: CIC Notice of hearing for appeal/complaint filed by Shri Sudhir Kumar Verma,  
Gurgaon, Haryana – reg.

Sir,

Please refer to your letter No. Z.28014/202/2016-MS dated Feb., 2019 on the  
subject mentioned above.

With respect to question number 1 to 5 of RTI application, it is informed that the  
information sought is not available in Trauma & Burn Programme division.

Yours faithfully,

तनु जैन  
13/2/2019

(डॉ. तनु जैन)

सहायक महानिदेशक

Tel. No. 011-23062544

Consultant (CE)  
18/2/19

Annex-16

CIC MATTER  
MOST URGENT

File No-Z.28014/202/2016-MS  
Government of India  
Directorate General of Health Services  
National Council Secretariat

Room No-560A  
Nirman Bhawan, New Delhi,  
Dated Feb, 2019

To

Dr P Ravindran, Director, EMR  
Room No. 555A  
DGHS, Nirman Bhawan, New Delhi - 110 108

Dr Tanu Jain, ADG  
Room No. 530C, Scheme for Capacity Building  
for Developing Trauma Care Facilities on National Highways  
DGHS, Nirman Bhawan, New Delhi - 110 108

Smt Aruna S Behl, Under Secretary  
NHM-I, Room No. 526D  
MOHFW, Nirman Bhawan, New Delhi - 110 108

**Subject: CIC NOTICE OF HEARING FOR APPEAL/COMPLAINT**

Sir/Madam,

1. Kindly refer to appeal of Sudhir Kumar Verma filed before Chief Information Commissioner (CIC) (enclosure no-2), in reference to his Application under RTI Act (enclosure no-3). This is to mention that this appeal was referred to this division by Ministry vide their letter no-Z.28014/202/2016-MS dated 11.02.2019 (enclosure no-4). The hearing was held today on 13.02.2019 in the office of CIC, wherein CIC has directed that information in regard to his appeal and RTI Application to be submitted by 18.02.2019, Monday. The replies earlier given by CPIO Ministry, first appellate authority MS Division, CPIO Dte.GHS (undersigned) and first appellate authority Dte.GHS, Dr Sudhir Gupta also enclosed for your reference.

2. In view of the above, you are requested to kindly furnish the information in respect of your division to undersigned by 14.02.2019 evening, so that after compilation a consolidated reply by this division may be submitted to CIC. Information can also be sent through email: [dr.anilkumar@nic.in](mailto:dr.anilkumar@nic.in).

Yours sincerely

Addl. DDG (AK)

Central Public Information Officer

D.S. (NHM-4)

Immediate Int.

Sh. Ravi

13/2/19

NHM-I Section

Consent (CIC)

The information sought  
in submitted RTI application (point no. 5) is not related to NHM-I Section & pertains to NHM-IV Section of this Ministry.

14/02/2019

US (NHM-I)

ADDG (AK)

14/2/19

Revised 9 PHS guidelines, 2012 were disseminated among States/UTs to specify the minimum standard (essential) services that the health centres (Sub-centres, PHCs, CHCs, Sub-district Hops, District Hops) are expected to provide and the desirable services that States/UTs should aspire to provide. These guidelines are not endorsed

S No	PROCEDURE NAME
	<b>OPD PROCEDURES</b>
1	Dressings of wounds
2	Aspiration Plural Effusion - Diagnostic
3	Aspiration Plural Effusion - Therapeutic
4	Abdomil Aspiration - Diagnostic
5	Abdomil Aspiration - Therapeutic
6	Pericardial Aspiration
7	Joints Aspiration
8	Biopsy Skin
9	Removal of Stitches
10	Venesection
11	Steril puncture
12	Injection for Haemorrhoids
13	Injection for Varicose Veins
14	Catheterisation
15	Dilatation of Urethra
16	Incision & Draige
17	Intercostal Draige
18	Peritoneal dialysis
	<b>GENERAL SURGERY</b>
	<b>Operations on Endocrine system</b>
19	Hemithyroidectomy
20	Resection Enuclation - Thyroid
21	Subtotal Thyroidectomy
22	Laprosopic Sub total Thyroidectomy
23	Isthmectomy
24	Laprosopic Isthmectomy
25	Partial Thyroidectomy
26	Total Thyroidectomy
27	Laprosopic Total Thyroidectomy
28	Total Thyroidectomy and Block Dissection
29	Laprosopic Thyroid Nodule Excision
30	Excision of Lingual Thyroid
31	Excision of Thyroglossal Cyst Fistula
32	Hemithyroplasty
33	Thyroplasty
34	Parathyroidectomy -Non Malignant
35	Excision of Parathyroid Adenoma/Carcinoma
36	Unilateral Adrenalectomy in nonmalignant conditions
37	Bilateral Adrenalectomy in nonmalignant conditions
38	Laprosopic Adrenalectomy
	<b>Operations on Salivary gland</b>
39	Parotid Duct Repair
40	Parotidectomy - Superficial
41	Parotidectomy - Total
42	Parotidectomy - Radical
43	Removal of Submandibular Salivary gland
44	Excision of Submandibular Lymphs -
45	Excision of Submandibular Mass + Reconstruction
46	Excision of Parotid Tumour
	<b>Oral Surgery</b>
47	Partial Glossectomy
48	Hemiglossectomy
49	Total Glossectomy
50	Wedge Excision of Lip
51	ABBE Operation



52	Estlander Operation
53	Vermilionectomy
54	Excision of Large Growth from Tongue
55	Excision of Small Growth from Tongue
<b>Operations on Head and Neck</b>	
56	Excision of Branchial Cyst
57	Excision of Branchial Sinus
58	Excision of Branchial Fistula
59	Excision of Carotid Body Tumours
60	Hemimandibulectomy
61	Segmental Mandible Excision
62	Mandibulectomy
63	Temporal Bone subtotal resection
64	Excision of Cervical Rib
65	Excision of Swelling in Right Cervical Region
66	Simple Mastectomy (Non Malignant)
67	Excision of the Maxilla
68	Laryngectomy with Block Dissection
69	Total Laryngectomy
70	Laryngo Pharyngectomy
71	Total Pharyngectomy & Reconstruction
72	Fibroptic examination of Larynx under LA
73	Excision of Cystic Hygroma -Extensive
74	Excision of Cystic Hygroma -Major
75	Excision of Cystic Hygroma Excision
76	Cheek Advancement
77	Block Dissection of Cervical Lymph Nodes
78	Modified Radical Neck Dissection
79	Tracheal Stenosis (End to end Anastomosis) (Throat)
80	Tracheoplasty (Throat)
81	Correction Surgery of Tracheo Oesophageal Fistula
<b>Gastrodueodenal operations</b>	
82	Highly Selective Vagotomy
83	Selective Vagotomy drainage
84	Pyloroplasty & Vagotomy
85	Pyloroplasty
86	Gastrojejunostomy & Vagotomy
87	Surgical Management for Bleeding Peptic ulcer
88	Partial/Subtotal Gastrectomy with anastomosis to Esophagus for ulcer
89	Pyloromyotomy
90	Gastrostomy
91	Gastrostomy Closure
92	Surgical management of Duodenal perforation
93	Laparoscopic Surgical treatment for Duodenal Perforation
94	Duodenal Diverticulum
95	Duodenectomy
96	Gastro jejuno Colic Fistula
97	Laparoscopic GI bypass operation
98	Pancreato Duodenectomy
99	Oesophago Gastrectomy for mid 1/3 lesion
100	Oesophago Gastrectomy – Lower Corringers procedure
101	Oesophageal Intubation (Mausseau Barbin Tube)
102	Surgical Management for Achalasia Cardia -Transtoracic
103	Surgical Management for Achalasia Cardia- Abdominal
104	Gastroscopy
105	Gastric & Duodenal Biopsy (Endoscopic)
106	Simple Closure of Perforated peptic Ulcer

107	Duodenojejunostomy
108	Direct Operation on Oesophagus for Portal Hypertension
<b>Operations on Small Intestine</b>	
108	Surgical treatment for Intususception
109	Surgical treatment for Acute Intestinal obstruction
110	Surgical treatment for Acute Intestinal perforation
111	Surgical management For Haemorrhage of the Small Intestine
112	Surgical treatment For Recurrent Intestinal obstruction (Noble Plication Other)
113	Resection & Anastomosis Of Small Intestine(45.9)
114	Ileostomy
115	Ileostomy Closure
116	Excision Small Intestinal Fistulla
117	Excision of Benign Tumor -Small intestine
118	Excision of Meckel's Diverticulum
119	Closure of Hollow Viscus Perforation
120	Operation for Gastrojejunal Ulcer
121	Laparoscopic treatment For intestinal obstruction
122	Intestinal resection
<b>Operations on Large Intestine</b>	
123	Surgical treatment for Mal-Rotation & Volvulus Of The Midgut
124	Surgical treatment for Volvulus of Large bowel
125	Surgical treatment for Duplication Of Intestines
126	Left Hemi Colectomy
127	Laparoscopic Left Hemicolectomy
128	Right Hemi Colectomy
129	Laparoscopic Right Hemi Colectomy
130	Total Colectomy
131	Laparoscopic Total Colectomy
132	Colostomy Closure
133	Colocystoplasty
134	Loop Colostomy Transverse Sigmoid
135	Terminal Colostomy
136	Ilieotransverse Colostomy and related resection
137	Caecostomy
138	Ilieo Sigmoidostomy
139	Sigmoid Diverticulum
140	Caecopexy
141	Colon Transplant
<b>Operations on Rectum and Anus</b>	
142	Pull Through Abdominal Resection
143	Anterior Resection of Rectum
144	Laparoscopic Anterior Resection
145	Abdomino-Perineal Excision of Rectum
146	Rectovaginal fistula Management without Colostomy
147	Rectal Dilation
148	Prolapse Rectum - Theirch Wiring
149	Prolapse Rectum - Rectopexy
150	Laparoscopic Rectopexy
151	Operations for Hirschsprungs Disease
152	Anorectoplasty
153	Fissurectomy
154	Fissurectomy and Haemorrhoidectomy
155	Fissurectomy with Eversion of Sac - Bilateral
156	Fissurectomy with Sphincterotomy
157	Sphincterotomy
158	Fistula in Ano - High Fistulectomy
159	Fistula in Ano - Low Fistulectomy

160	Haemorrhoidectomy
161	Stapler haemorrhoidectomy
162	Haemorrhoid - injection
163	Lords Procedure (haemorrhoids)
164	Papilloma Rectum - Excision
165	Haemorroidectomy+ Fistulectomy
166	Prolapse of Rectal Mass - Excision
167	Rectal polyp
168	Drainage of Ischio Rectal Abscess
169	Anal Dilatation
	<b>Operations on Liver,Pancreas</b>
170	Surgical treatment For Hydatid cyst of Liver
171	Portocaval Anastomosis
172	Excision of liver Abscess
173	Laposcopic treatment of Pseudo Pancreatic cyst
174	Laposcopic Removal of hydatid cyst
175	Laposcopic whipples operation
176	Hepatic Resection (lobectomy)
	<b>Operations on Gall Blader</b>
177	Cholecystectomy
178	Cholecystectomy With CBD Exploration (51.41)
179	Cholecystostomy
180	Cholecystectomy and Drainage of Liver abscess
181	Cholecystectomy with Excision of TO Mass
182	Pancreaticocystojejunostomy
183	Pancreaticocystogastrostomy
184	Repair Of CBD
185	Laposcopic CBD Exploration and Repair
186	Laposcopic Cholecystectomy With Gargrene
187	Laposcopic Cholecystectomy For Calculus
188	Laposcopic Cholecystectomy & CBD exploration
	<b>Operations on Spleen</b>
189	Splenectomy For Hypersplenism
190	Splenorenal Anastomosis
191	Warren Shunt for Portal Hypertension
192	Laposcopic Splenectomy - For other Indications
193	Splenectomy - For Trauma
	<b>Operations on Appendix</b>
194	Laposcopic Appendicectomy
195	Surgical treatment for Appendicular Perforation
196	Laposcopic Surgical treatment for Appendicular Mass-Abscess
197	Open Appendicectomy
198	Appendicular Abscess - Drainage
199	Adhenolysis + Appendicectomy
	<b>Operations on Abdomen -Hernia</b>
200	Epigastric Hernia repair without Mesh
201	Epigastric Hernia repair with Mesh
202	Laposcopic Surgical treatment for Epigastric Hernia repair with Mesh
203	Unilateral Femoral Hernia repair
204	Laposcopic Surgical treatment for Unilateral Femoral Hernia Without Mesh
205	Laposcopic Surgical treatment for Unilateral Femoral Hernia With Mesh
206	Umbilical Hernia repair without Mesh
207	Umbilical Hernia repair with Mesh
208	Laposcopic umbilical hernia repair
209	Ventral And Scar Hernia repair without Mesh
210	Ventral And Scar Hernia repair with Mesh
211	Laposcopic Ventral Hernia Repair

212	Hiatus Hernia Repair - Abdominal
213	Hiatus Hernia Repair- Transthoracic
214	Laparoscopic Surgical treatment for Hiatus Hernia With Mesh
215	Rare Hernias repair (Spigalion,Obuturator,Sciatic)
216	Herinoplasty without Mesh for Direct Inguinal Hernia
217	Herinoplasty with Mesh Direct Inguinal Hernia
218	Bilateral Inguinal Hernia repair
219	Unilateral Inguinal hernia repair
220	Laprosopic Inguinal Hernia repair
221	Laprosopic Surgical treatment for Incisional Hernia without Mesh
222	Laprosopic Surgical treatment for Incisional Hernia with Mesh
223	Incisional Hernia Repair
224	Laprosopic Paraumbilical Hernia Repair
225	Congenital Diaphragmatic Hernia
226	Herniorraphy and Hydrocelectomy Sac Excision
<b>Operations on Breast</b>	
227	I & D of Breast Abscess
228	Breast Conservation Surgery
229	Unilateral Lumpectomy
230	Bilateral Lumpectomy
231	Radical mastectomy-formal or modified.
232	Segmental resection of breast
233	Excision Mammary Fistula
<b>Operations on Scrotum</b>	
234	Hydrocelectomy + Orchidectomy
235	Orchidectomy -Unilateral
236	Epididymectomy
237	Epididymal Swelling -Excision
238	Epididymal Cyst
239	Evacuation of Scrotal Hematoma
240	Excision of Filarial Scrotum
241	Excision of Cyst over Scrotum
242	Excision of Scrotal Swelling (Multiple)
243	Fibro Lipoma of Right Sided Spermatic with Lord Excision
244	Hydrocelectomy
245	Hydrocelectomy+Hernioplasty
246	Excision of Hydrocele - Unilateral
247	Excision of Hydrocele - Bilateral
248	Dorsal Slit and Reduction of Paraphimosis
249	Laprosopic Excision of Varicocele Cyst
250	Surgical treatment for Fourniers Gangrene
251	Orchidectomy + Herniorraphy
252	Orchidopexy with Circumision
253	Orchidopexy With Eversion of Sac
254	Orchidopexy with Herniotomy
255	Orchitis
256	Vasco Vasostomy
257	Ureterotomy
258	Vesicostomy
259	Vasectomy
<b>Operations for Trauma</b>	
260	Surgical treatment for Minor Abdominal Injuries
261	Surgical treatment for Major Abdominal Injuries
262	Surgical treatment for Cut Throat Injury
263	Burst Abdomen Obstruction
264	Injury Of Superficial Soft Tissues
265	Secondary suture of wounds

266	Debridement of wounds
267	Suturing of wounds with local anesthesia
269	Suturing without local anesthesia
	<b>General operations</b>
270	Retroperitoneal Tumor - Excision
271	Laprosopic Surgical treatment for Intra Abdominal Abscess
272	Treatment with Self Expanding Metallic Stent (SEMS)
273	Laprosopic-Lumbar Sympathectomy
274	Arteriovenous (AV) Malformation of Soft Tissue Tumour - Excision
275	Bakers Cyst - Excision
276	Bursa - Excision
277	Carbuncle back
278	Surgical treatment for Ingrowing Nail
279	Cervical Lymphnodes - Excision
280	Cystic Mass - Excision
281	Dermoid Cyst - Large - Excision
282	Dermoid Cyst - Small - Excision
283	Paronychia Drainage
284	Drainage of large Abscess
285	Drainage of Peripherally Gastric Abscess
286	Drainage of Psoas Abscess
287	Drainage of Subdiaphragmatic Abscess
288	Pelvic Abscess - Open Drainage
289	Excision of Large Swelling in Hand
290	Excision of Small Swelling in Hand
291	Excision of Neurofibroma
292	Excision of Sinus and Curetage
293	Fibroadenoma - Bilateral
294	Fibroadenoma - Unilateral
295	Fibroma - Excision
296	Foreign Body Removal in Deep Region
297	Fulguration
298	Fundoplication -Open
299	Ganglion - large - Excision
300	Ganglion (Dorsum of Both Wrist) - Excision
301	Ganglion - Small - Excision
302	Ganglion Sclerotherapy
303	Graham's Operation
304	Granuloma - Excision
305	Growth - Excision
306	Nodular Cyst
307	Infected Bunion Foot - Excision
308	Cysto Reductive Surgery
309	Mesenteric Cyst - Excision
310	Mesenterico Caval Anastomosis
311	Oeshophagoscopy for foreign body removal
312	Phyomatous Growth in the Scalp - Excision
313	Sebaceous Cyst - Excision
314	Spindle Cell Tumor - Excision
315	Swelling in Rt and Lt Foot - Excision
316	Swelling Over Scapular Region
317	Umbilical Sinus - Excision
318	Aneurysm not Requiring Bypass Techniques
319	Aspiration of Empyema
320	Benign Tumour Excisions
321	Excision of Corns
322	Excision of Moles

323	Excision of Molluscumcontagiosum
324	Excision of Superficial lipoma
325	Excision of Superficial Neurofibroma
326	Abdomino Perioneal (Exomphalos)
327	Supra Pubic Drainage - Open
328	Abdominal open for stress incision
329	Superficial Varicosity
330	Phimosis Under LA
331	Trendal Burge Ligation and Stripping
332	Trendelenburg Operation
333	Ligation of Ankle Perforators
334	Excision Axillary Lymph Node
335	Excision of Inguinal Lymph Node
336	Excision Biopsy of Ulcers
337	Lymph Node Biopsy
338	Excision Biopsy of Superficial Lumps
339	Incision Biopsy of Growths/Ulcers
340	Trucut Needle Biopsy
341	Percutaneous Kidney Biopsy
342	Marrow Biopsy (Open)
343	Muscle Biopsy
344	Scalene Node Biopsy
345	Excision Biopsies
346	Exploratory Laparotomy
347	Excision of Pilonidal Sinus with closure
348	Radio ablation of varicose veins
349	Laser ablation of varicose veins
350	Varicose veins - injection
351	Excision of Warts
352	Excision of Veneral Warts
353	keloid excision
354	I/D Injection Keloid of Acne
355	Chemical Cautery (s)
356	Hyoid Suspension
357	Genioplasty
358	Flap Reconstructive Surgery
	<b>ENT Surgery</b>
	<b>Ear</b>
359	Labyrinthectomy
360	Facial Nerve Decompression
361	Temporal Bone Excision
362	Mastoidectomy
363	Mastoidectomy corticol module radical
364	Mastoidectomy With Myringoplasty
365	Mastoidectomy with tympanoplasty
366	Mastoidectomy plus Ossiculoplasty including TORP or PORP
367	Myringoplasty
368	Myringoplasty with Ossiculoplasty
369	Myringotomy - Bilateral
370	Myringotomy - Unilateral
371	Myringotomy with Grommet - One ear
372	Myrinogotomy with Grommet - Both ear
373	Ossiculoplasty
374	Partial amputation - Pinna
375	Preauricular sinus
376	Tympanoplasty
377	Otoplasty

378	Stapedectomy - Veingraft
379	Polyp removal ear
380	Aural polypectomy
381	Decompression sac
382	Fenestration
383	Vidian neurectomy - Micro
384	Ear lobe repair - single
385	Excision of Pinna for Growth (Squamous/Basal/ Injuries) Skin and Cartilage
386	Excision of Pinna for Growth (Squamous/Basal/ Injuries) Skin Only
387	Total Amputation & Excision of External Auditory Meatus
388	Total amputation of Pinna
389	Pure Tone Audiogram
390	Impedence with stepedeal reflex
391	SISI Tone Decay
392	Multiple hearing assessment test to Adults
393	Removal of foreign body From Ear
394	Syringing (Ear)
395	Cold Calorie Test for Vestibular function
396	Removal of Impacted Ear wax
	<b>Throat</b>
397	Microlaryngeal Surgery
398	Phono Surgery For Vocal Cord Paralysis
399	Laryngo Fissurectomy
400	Laryngectomy in nonmalignant conditions
401	Surgical treatment for Laryngotracheal stenosis
402	Exision of Tumors In Pharynx
403	Exision of Parapharyngeal Tumour
404	Adenoidectomy - Gromet Insertion
405	Uvulo Palato - Pharyngoplasty
406	Uvulo-palatoplasty
407	Pharyngectomy and reconstruction
408	Adeno Tonsillectomy
409	Arytenoidectomy
410	Tonsillectomy + Myrinogotomy
411	Tonsillectomy - Bilateral
412	Tonsillectomy - Unilateral
413	Pharyngeal diverticulum's – Excision
414	Oro Antral fistula
415	Parapharyngeal - Exploration
416	Parapharyngeal Abscess - Drainage
417	Pharyngoplasty
418	Release of Tongue tie
419	Retro pharyngeal abscess - Drainage
420	Peritonsillar abscess drainage under LA
421	Pharyngoplasty
422	Direct laryngoscopy including Biopsy under GA
423	Sub Mandibular Duct Lithotomy
	<b>Nose</b>
424	Endoscopic Sinus Surgery
425	Excision of Benign tumours of Nose
426	Surgery for Angiofibroma
427	Endoscopic Surgery for Dacrocystitis
428	Bronchoscopy Foreign Body Removal from Oesophagus/Bronchous(98.15.2)
429	Antrostomy – Bilateral
430	Antrostomy – Unilateral
431	Caldwell - luc – Bilateral

432	Caldwell - luc- Unilateral
433	Skull base surgery
434	Ant. Ethmoidal artery ligation
435	Cryosurgery
436	Rhinorrhoea - Repair
437	Septoplasty + FESS
438	Ethmoidectomy - External
439	Intra Nasal Ethmoidectomy
440	Rhinotomy - Lateral
441	Nasal polypectomy - Bilateral
442	Nasal polypectomy - Unilateral
443	Choanal atresia
444	Turbinectomy Partial - Bilateral
445	Turbinectomy Partial - Unilateral
446	Radical fronto ethmo sphenodectomy
447	Septoplasty
448	Sinus Antroscopy
449	Submucos resection
450	Trans Antral Ethmoidectomy
451	Endoscopic DCR
452	Endoscopic Hypophysectomy
453	Intranasal Diathermy
454	Lateral Rhinotomy
455	Rhinosporosis
456	Septo-rhinoplasty
457	Rhinoplasty- Non-cosmetic
458	Styloidectomy - Both side
459	Styloidectomy - One side
460	Tonsillectomy + Styloidectomy
461	Commondo Operation
462	Ranula excision
463	Adventious Burse - Excision
464	Septoplasty + Functional Endoscopic Sinus (FESS)
465	Septal Perforation Repair
466	Removal of foreign body From Nose
467	Polyp removal under LA
468	Polyp removal under GA
469	FESS for Antrochoal polyp
470	FESS for Ethmoidal polyp
471	Yonges operation for Atrophic rhinitis
472	Vidian neurectomy for vasomotor Rhinitis
473	Antrum Puncture
474	Speech Discrimination Score
475	Speech Assessment
476	Speech therapy per session of 30-40 minutes
477	Cranio-facial resection
478	Endoscopic Hypophysectomy
479	Decompression of Orbit
480	Endolymphatic sac decompression
481	Diagnostic sal endoscopy under GA
482	Sal Packing-anterior
483	Sal Packing-posterior
	<b>Ophthalmology</b>
	<b>Cornea and Sclera</b>
484	Therapeutic Penetrating Keratoplasty
485	Corneal Patch Graft
486	Double Z-Plasty



487	Amniotic Membrane Graft for Cornea/Sclera (12.87.2)
488	Perforating corneo - Scleral Injury
489	Removal of Corneal foreign body
490	Cyanoacrylate /fibrin glue application for corneal perforation
	<b>Vitro - Retina</b>
491	Vitrectomy
492	Vitrectomy - Membrane Peeling - Endolaser - Silicon oil or Gas - with or without belt buckling
493	Vitrectomy - Membrane Peeling- Endolaser
494	Vitrectomy Plus Silicon Oil Or Gas (14.75)
495	Removal Of Silicon Oil Or Gas post Vitrectomy
496	Monthly Intravitreal Anti-Vegf For Macular Degeneration - Per Injection (Maximum - 6)
497	Scleral buckle procedure for Retinal detachment
498	Photocoagulation for Retinopathy
499	Photocoagulation For Retinopathy Of Prematurity
500	Cryoretinopexy - Closed
501	Cryoretinopexy - Open
502	Cataract – Bilateral
503	Cataract – Unilateral
504	Cataract + Pterygium
505	Paediatric Cataract Surgery (Phacoemulsification IOL)
506	Glaucoma filtering surgery for paediatric glaucoma
	<b>Orbit</b>
507	Socket Reconstruction
508	Dermis Fat Graft
509	Orbitotomy
510	Evisceration /Enucleation with Orbital implant
511	Decompression/Excision Of Optic Nerve Lesions
512	Surgical Management of Proptosis
	<b>Squint corection surgery</b>
513	Rectus Muscle Surgery(Single)
514	Oblique muscle surgery
515	Rectus Muscle Surgery(Twothree)
	<b>Lid surgery</b>
516	Lid Reconstruction surgery
517	Abscess Drainage of Lid
518	Small Tumour of Lid - Excision
519	Anterior Chamber Reconstruction
520	Canaliculo Dacryocysto Rhinostomy
521	Capsulotomy
522	Cyclocryotherapy
523	Cyst
524	Dacrocystectomy With Pterygium - Excision
525	Pterigium + Conjunctival Autograft
526	Dacryocystectomy
527	Exentration
528	Intraocular Foreign Body Removal
529	Lensectomy
530	Limbal Dermoid Removal
531	Membranectomy
532	Pterygium (Day care)
533	Radial Keratotomy
534	IRIS Prolapse - Repair
535	Iridectomy
536	Tumours of IRIS
537	Acid and alkali burns
538	Cauterisation of ulcer/subconjunctival injection - both eye
539	Cauterisation of ulcer/subconjunctival injection - One eye

540	Conjunctival Melanoma
541	Dacryocystectomy (DCY)
542	EKG
543	Epicantuhus correction
544	Epilation
545	Laser inter ferometry
546	Acromion reconstruction
547	Subconjunctival/subtenon's injections in one eyes
548	Subconjunctival/subtenon's injections in both eyes
549	Conjunctival peritomy
550	Conjunctival wound repair or exploration following blunt trauma
551	Bandage contact lenses for corneal perforation
552	Keratoconus correction with therapeutic contact lenses
553	UV radiation for cross-linking for keratoconus
554	EDTA for band shaped keratopathy
555	Arcuate keratotomy for astigmatism
556	Re-suturing (Primary suturing) of corneal wound
557	Penetrating keratoplasty ---- with glaucoma surgery
558	Penetrating keratoplasty --- with vitrectomy
559	Penetrating keratoplasty ---- with IOL implantation
560	DALK- Deep anterior lamellar keratoplasty
561	Keratoprosthesis stage I and II
562	DSAEK- Descemet's stripping automated endothelial keratoplasty
563	ALTK- Automated lamellar therapeutic keratoplasty
564	Probing and Syringing of lacrimal sac- in one eye
565	Probing and Syringing of lacrimal sac- in both eye
566	Dacryocystorhinostomy—Plain
567	Dacryocystorhinostomy—Plain with intubation and/or with lacrimal implants
568	Dacryocystorhinostomy—conjunctival with implant
569	Caliculoplasty
570	Punctal plugs for dry eyes
571	Refraction
572	Indirect ophthalmoscopy
573	Orthoptic check-up- with synoptophore
574	Lees' charting or Hess' charting
575	Orthoptic exercises
576	Pleoptic exercises
577	Perimetry/field test—Goldman
578	Perimetry/field test— automated
579	Fluorescein angiography for fundus or iris
580	Ultrasound A- Scan
581	Ultrasound B- Scan
582	Indocyanin green angiography
583	Corneal endothelial cell count with specular microscopy
584	Corneal topography
585	Corneal pachymetry
586	Auto-refraction
587	Macular function tests
588	Potential acuity metry
589	Laser interferometry
590	OCT- Optical coherence tomography
591	HRT- Heidelberg's retil tomogram
592	GDX--- Nerve fibre layer alyzer
593	UBM- Ultrasound biomicroscopy
594	Non Contact tonometry
595	IOP measurement with schiotz
596	IOP measurement with applation tonometry

597	Three mirror examination for reti
598	90 D lens examination
599	Gonioscopy
600	Ptosis surgery with LPS resection
601	Ptosis surgery with Sling surgery
602	Cantholysis and canthotomy
603	Tarsorrhaphy
604	Suturing of lid lacerations
605	Lid retraction repair
606	Concretions removal
607	Bucket handle procedure for lid tumors
608	Cheek rotation flap for lid tumors
609	Enucleation
610	Evisceration
611	Evisceration with orbital implants and artificial prosthesis
612	Telecanthus correction
613	Orbital decompression
614	Exenteration
615	Exenteration with skin grafting
616	Fracture orbital repair
617	Retil laser procedures
618	Retil detachment surgery
619	Retil detachment surgery with scleral buckling
620	Buckle removal
621	Anterior retil cryopexy
622	Squint correction for one eye
623	Squint correction for both eyes
624	Trabeculectomy
625	Trabeculotomy
626	Trabeculectomy with Trabeculotomy
627	Trephition
628	Goniotomy
629	Glaucoma surgery with Glaucoma valves
630	Cyclocryotherapy
631	YAG laser iridotomy
632	YAG laser capsulotomy
633	ALT-Argon laser trabeculoplasty
634	PDT-Photodynamic therapy
635	TTT- Transpupillary thermal therapy
636	PTK- Phototherapeutic keratectomy
637	Argon/diode laser for reti
638	Intralase application for keratoconus
639	EOG- electro-oculogram
640	VEP- visually evoked potential
641	Vitrectomy- pars pla
642	Intravitreal injections- of antibiotics
643	Intravitreal injections- of avastin
644	Intravitreal injections- of lucentis
645	X- Ray orbit
646	CT-orbit and brain
647	MRI- Orbit and brain
648	Dacryocystography
649	Orbital angio-graphical studies
650	ECCE with IOL
651	SICS with IOL
652	Phaco with foldable IOL (silicone and acrylic)/PMMA IOL
653	Pars pla lensectomy with/without IOL

654	Secondary IOL implantation- AC IOL PC IOL or scleral fixated IOL
655	Cataract extraction with IOL with capsular tension rings (Cionni's ring)
656	Optic nerve sheathotomy
657	Iridodialysis repair or papillary reconstruction
658	Iris cyst removal
659	Lid Abscess incision and drainage
660	Orbital Abscess incision and drainage
661	Paracentesis
662	Scleral graft for scleral melting or perforation
663	Cyclodiathermy
664	Intraocular foreign body removal
665	Electrolysis
666	Botulinum injection for blepharospasm or squint
667	Ectropion correction
668	Entropion correction
669	Surgical treatment for Ankyloblepharon
670	Lagophthalmos correction
671	Surgery for Congenital dacryocystitis
672	Congenital NLD probing
673	External Dacryocysto rhinostomy
674	Fornix forming sutures
675	Surgical treatment for Symblepharon
676	Surgical treatment for Other disorders of iris and ciliary body
677	Removal of blood clot
678	Bandage contact lens with glue application
679	Cataract surgery phacoemulsification
680	Cataract surgery phacoemulsification +IOL
681	Excision of Benign neoplasm of Eye and Adnexa
682	Dermoid cyst excision
	<b>Gynaecology and Obstetrics</b>
	<b>Ovary</b>
683	Ovarian Cystectomy
684	Cyst Aspiration
685	Laparoscopic Ovarian cystectomy
686	Ovarectomy/Oophorectomy
687	Laparoscopic Oophorectomy
688	Laparoscopic Salpingo-Oophorectomy
689	Surgical Management of Ovarian Tumours
690	Surgical Management of Tubal Ovarian mass
691	Staging laparotomy surgery for CA Ovary
	<b>Hysterectomy</b>
692	Hysterectomy - Wertheims operation
693	Ablation of Endometrium + Hysterectomy - abdominal
694	Oophorectomy + Hysterectomy - Abdominal
695	Ovarian Cystectomy + Hysterectomy - Abdominal
696	Salpingoophorectomy + Hysterectomy - Abdominal
697	Hysterectomy (Abdominal and Vaginal) + Cystocele - Anterior Repair
698	Hysterectomy (Abdominal and Vaginal) + Salpingoophorectomy
699	Hysterectomy (Abdominal and Vaginal) + Cystocele - Anterior Repair + Perineal Tear Repair
700	Hysterectomy (Abdominal and Vaginal) + Cystocele - Anterior Repair + Perineal Tear Repair + Salpingoophorectomy
701	Abdominal Hysterectomy
702	Vaginal Hysterectomy with repairs (UV Prolapse)
703	Radical Hysterectomy for Cancer cervix with pelvic lymphadenectomy
704	Hysterectomy with bilateral Salpingo Oophorectomy
705	Obstetric Hysterectomy (Atonic PPH, Traumatic PPH , Rupture-Rupture Uterus, Abnormal Placentation)

706	Caesarean Hysterectomy with Bladder Repair
707	Cesarean Hysterectomy
708	Vaginal Hysterectomy
709	Vaginal Hysterectomy With Pelvic Floor Repair(70.79)
710	Laparoscopic Vaginal Hysterectomy
711	Total laparoscopic hysterectomy
712	Laparoscopic Sling Operations for prolapse uterus
713	Purandares Sling operations - Open
714	Shirodkar's sling Operation for prolapse uterus
715	Other-Minor Operation Endometrial
716	Gilliams Operation
717	Laparoscopic Myomectomy
718	D&C ( Dilatation & curetage)
719	Hysteroscopic septal resection
720	Uterine septum
721	Polypectomy
722	Uterine Synechia - Cutting
723	Myomectomy - Abdominal
724	Ablation of Endometrium
725	Ablation of Endometrium + D&C ( Dilatation & curetage)
726	Ablation of Endometriotic Spot
727	Endometria to Endometria Anastomosis
728	Perforamtion of Uterus after D/E laprotomy and closure
729	Insertion of IUD Device
730	LNG-IUS (Levonorgestrene Intautrine system)
731	Inversion of Uterus – Vaginal Reposition
732	Inversion of Uterus – Abdominal Reposition
733	Open - Intra abdominal IUCD retrieval
734	Lap - Intra abdominal IUCD retrieval
735	Hysteroscopy Removal of IUCD
736	Hysteroscopy Removal of Septum
737	Surgery for Rupture Uterus with Tubectomy
738	Hysteroscopic submucus fibroid resection
739	Surgical Management of Endometriosis - Excision of Chocolate Cyst
	<b>Fallopian tubes</b>
740	Conventional Tubectomy
741	Tuboplasty/Open Tubal Recanalisation
742	Laparoscopic Recanalisation
743	Salpingostomy
744	Hysteroscopic Tubal Cannulation
745	Laparotomy recannalization of Fallopian tubes-(Tubuloplasty)
746	Laparoscopic recannalization of Fallopian tubes-(Tubuloplasty)
747	Repair of Cystocele ,Rectocele &Perineorrhaphy(71.71)
748	Cystocele - Anterior Repair + Salpingoophrectomy
749	Surgical Management of Cystocele - Repair
750	Perineal Tear Repair + Salpingoophrectomy
751	Cystocele - Anterior Repair + Perineal Tear Repair + Salpingoophrectomy
752	laparoscopic treatment for stress incontinence
753	Transvaginal tapes for Stress incontinence
754	Trans-obturator tapes for Stress incontinence
755	Mc Indoe's operation For Vaginal Atresia
756	Abdominal Repair for Vault Prolapse
757	Laprosopic Sacrospinocolpopexy for vault prolapse
758	Abdominal Repair With Mesh for Vault Prolapse
759	Cyst -Vaginal Enucleation
760	Haemato Colpo/Excision - Vaginal Septum
761	Hymenectomy & Repair of Hymen

762	Vulval Tumors - Removal
763	Cervical Polypectomy
764	Cervical Biopsy
765	Cyst - Labial
766	Bartholin abscess I & D
767	Bartholin abscess I & D + Cyst -Vaginal Enucleation
768	Surgical Management of Cervical Tears
769	Vaginoplasty
770	Vulvectomy -Simple
771	Conisation of cervix
772	Trachhelectomy of cervix for early CA cervix
773	Laparoscopic VVF Repair
774	Abdominal VVF Repair
775	Vaginal VVF Repair
776	Vaginal Myomectomy
777	Vaginal Colpopexy
778	Surgical Management of Vaginal Tear
779	Surgical Treatment for Vulval Heamatoma
780	Manchesters Operation + Cervical amputation(67.4)
	<b>Obstetrics procedures</b>
781	Normal Delivery
782	Nomal delivery with episioty and perinial repair
783	Normal Vaginal Delivery with Epidural Anesthesia
784	Normal Vaginal Delivery In Rh-Negative Mother With Rh-Positive Baby
785	Normal Vaginal Delivery in Twins(Multiple pregnancy)
786	Normal Vaginal Delivery HIV +ve Mother
787	Casearean delivery
788	Caesarean Section In Rh-Negative Mother With Rh-Positive Baby
789	Caesarean Section in Twins(Multiple pregnancy)
790	Vacuum delivery
791	Assisted breech delivery
792	Surgical Management of Abruptio-Placenta with Coagulation Defects(Dic)
793	Complete perineal tear-repair
794	Exploration of perineal Haematoma & Repair
795	Exploration of PPH-tear repair
796	MTP- 1st Trimester
797	MTP - 2nd Trimester
798	MTP - For foetal anamolies + IUD
799	Incomplete Abortion + inevitable abortion Management
800	Surgical Management of Septic Abortion
801	Suction evacuation Missed abortion/ incomplete abortion
802	Balloon Temponade for PPH
803	Surgical Management of Ectopic pregnancy
804	Laparoscopic Ectopic Resection
805	Laparoscopic treatment of Ectopic pregnancy-salpingectomy/salpinostomy conservative
806	Low Forceps delivery
807	Low midcavity forceps delivery
808	Lower Segment Caesarean Section
809	Manual removal of Retained Plecenta
810	Management of Eclampsia with Complications Requiring Ventilatory Support
811	D&C ( Dilatation & curetage ) > 12 wks with prior IA approval
812	D&C ( Dilatation & Curretage) upto 12 wks
813	D&C ( Dilatation & curretage)upto 8 wks
814	Encirclage
815	Intra-uterine fetal blood transfusion
816	Adhenolysis + Cystocele - Anterior repair
817	Fimbriolysis

818	Laparoscopic Adhesiolysis
819	Electro Cauterisation Cryo Surgery
820	Fractional Curretage
821	Destructive operation
822	Laprotomy -failed laproscopy to explore
823	Repair of post coital tear, perineal injury
824	Shirodhkar Mc. Donalds stich
825	Perotitionities
826	Cryo Surgery
827	Laparotomy-Peritonitis Lavage and Drainage
828	Laprosopic Broad Ligament Hematoma Drainage with repair
829	Exploration of abdominal Haematoma (after laparotomy + LSCS)
830	Gaping Perineal Wound Secondary Suturing
831	Gaping abdominal wound Secondary Suturing
832	Suction evacuation vesicular mole
833	Colpotomy
834	Excision of urethral caruncle
835	RVF Repair
836	Manchester Operation
837	Excision Vaginal Cyst/Bartholin Cyst
838	Excision Vaginal Septum
839	Laparoscopy -Diagnostic with chromopertubation and or adhesiolysis and drilling
840	Laparoscopy Sterilization
841	Colposcopy
842	Thermal ballon ablation.
843	ICSI
844	Laparotomy abdominal sacro-colpopexy
845	Laparoscopic abdominal sacro-colpopexy
846	Laparotomy pelvic Lymphadenectomy
847	Laparoscopic pelvic Lymphadenectomy
848	Endometrial aspiration cytology/biopsy
849	Interventional radiographic arterial embolization
850	Diagnostic cystoscopy
851	Internal Iliac ligation
852	Stepwise devascularisation
853	Hysteroscopy TCRE
854	Hysteroscopic FB removal
855	Sterilization Post partum (minilap)
856	Sterilization interval (minilap)
857	Fetal nuchal Translucency
	<b>Orthopaedics</b>
	<b>Close reduction Fractures</b>
858	Close Fixation - Hand Bones
859	Close Fixation - Foot Bones
860	Close Reduction - Small Joints
861	Closed Interlock Nailing + Bone Grafting
862	Closed Interlocking Intermedullary
863	Closed Interlocking Tibia + Orif of Fracture Fixation
864	Closed Reduction and Internal Fixation
865	Closed Reduction and Internal Fixation with K wire
866	Closed Reduction and Percutaneous Screw Fixation
867	Closed Reduction and Percuteneous Pinning
868	Closed Reduction and Proceed to Posterior Stabilization
869	Close Reduction of Fractures of Limb & P.O.P.
870	Internal Fixation Lateral Epicondyle
871	Closed reduction and internal fixation with K wire -Clavicle Surgery
	<b>Arthrodesis</b>

872	Arthrodesis Ankle
873	Triple arthrodesis
874	Subtalar arthrodesis
875	Arthrodesis of Hip
876	Arthrodesis of Knee
877	Arthrodesis of Shoulder
878	Arthrodesis of Elbow
879	Arthrodesis of hand Small joint(81.27/81.28)
880	Arthrodesis of Wrist
881	Arthrodesis Of - Major Joints
882	Arthrodesis of - Minor Joints
	<b>Excision</b>
883	Accessory bone - Excision
884	Patellectomy
885	Retrocalcaneal Bursa - Excision
886	Excision of Scaphoid
887	Excision of Radial head
888	Excision of Lower end Ulna
889	Bimalleolar Fracture Fixation
890	Calcaneal Spur - Excision of Both
891	Excision Or Other Operations For Scaphoid Fractures
892	High tibial osteotomy
	<b>Dislocation correction</b>
893	Dislocation - Elbow
894	Dislocation - Shoulder
895	Dislocation- Hip
896	Dislocation - Knee
897	Closed reduction of Wrist dislocation
898	Closed reduction of Ankle dislocation
899	Close Reduction of Dislocations
900	Open reduction of Deep dislocations
	<b>Exostosis Surgery</b>
901	Surgical Management of Exostosis of small joints
902	Surgical Management of Exostosis of long bones
903	Exostosis - Femur - Excision
904	Exostosis - Humerus - Excision
905	Exostosis - Radius - Excision
906	Exostosis - Ulna - Excision
907	Exostosis - Tibia- Excision
908	Exostosis - Fibula - Excision
909	Exostosis - Patella - Excision
	<b>Amputation</b>
910	Amputation - Index Fingure
911	Amputation - Forearm
912	Amputation - Wrist Axillary Node Dissection
913	Amputation - 2nd and 3rd Toe
914	Amputation - 2nd Toe
915	Amputation - 3rd and 4th Toes
916	Amputation - 4th and 5th Toes
917	Amputation - Ankle
918	Amputation - Arm
919	Amputation - Digits
920	Amputation - Fifth Toe
921	Amputation - Foot
922	Amputation - Forefoot
923	Amputation - Great Toe
924	Amputation - Wrist



925	Amputation - Leg
926	Amputation - Part of Toe and Fixation of K Wire
927	Amputations - Below Knee
928	Amputations - Below Elbow
929	Amputations - Above Knee
930	Amputations - Above Elbow
931	Amputations - Forequarter
932	Amputations - Hind Quarter And Hemipelvectomy
	<b>Disarticulations</b>
933	Disarticulations - Major joint
934	Disarticulations - Minor joint
935	Disarticulation at wrist level
936	Disarticulation at elbow level
937	Disarticulation at Shoulder level
938	Disarticulations at small joints Foot
939	Disarticulation at ankle level
940	Disarticulations at knee level
941	Disarticulation at Hip level
	<b>Joint replacement surgeries</b>
942	Total Knee Joint Replacement
943	Total Shoulder Joint Replacement
944	Total Elbow Joint Replacement
945	Total Wrist Joint Replacement
946	Total finger joint replacement
947	Total Hip Replacement Revision Stage-I
948	Total Hip Replacement Revision Stage-II
949	Total Knee Replacement Revision Stage-I
950	Total Knee Replacement Revision Stage-II
951	Total Ankle Joint Replacement
	<b>Surgery on Muscle, Nerve ,Tendon and other soft tissue surgeries</b>
952	Exploration and Ulnar Repair
953	Neurolysis / Nerve Suture
954	Nerve Repair With Grafting
955	Nerve Transplant/Release
956	Fasciotomy
957	Fasciotomy with skin graft with fixator
958	Fasciotomy with skin graft
959	Maxpage release for Volkmann
960	Adductor release
961	Skin Grafting
962	Synovectomy
963	Synovial Cyst - Excision
964	Tendo Achilles Tenotomy
965	Tendon Release
966	Tendon transfer procedure around ankle
967	Tendon transfer with graft
968	Multiple Tendon Repair
969	Tenolysis
970	Tenotomy
971	Anterior cruciate ligamentl reconstruction
972	Posterior cruciate ligament reconstruction
973	Knee Collateral Ligament Reconstruction
974	Wound Debridiment
975	Carpal Tunnel Release
976	Decompression of Carpal Tunnel Syndrome
977	Dupuytren Contracture
978	Soft Tissue Operations for C.T.E.V.

979	Soft Tissue Operations for Polio
980	Soft Tissue Reconstruction Procedures For Joints/Osteotomy
981	Myocutaneous and Fasciocutaneous FlaP Procedures for Limbs
982	Tricepsplasty
983	Obturatorneurectomy
984	Hamstrings release
985	Quadricepsplasty
986	Bencarf Repair Shoulder
987	RC Repair
988	Biceps tenodesis
989	Distal biceps tendon repair
990	Capsulotomy of Shoulder
991	Soft Tissue Operations for Polio/ Cerebral Palsy
992	Release of Stiff Elbow
993	Release of Stiff knee
994	Surgical management Dequerenstenosynovities
995	Rotator cuff repair
996	Debridement & Closure - Major
997	Debridement & Closure - Minor
998	Sinus Over Sacrum Excision
999	Trigger Thumb
1000	Surgery for Brachial Plexus & Cervical Rib
1001	Anterolateral Clearance For Tuberculosis
1002	Meniscus Repair
1003	Arthroscopy . Operative Meniscectomy
	<b>Spine surgery</b>
1004	Anterior & Posterior Spine Fixation
1005	Laminectomy Excision Disc and Tumours
1006	Anterolateral Decompression and Spil Fusion
1007	Scoliosis Surgery/ Deformity Correction of Spine
1008	Vertebroplasty
1009	Kyphoplasty
1010	Spinal Injections
1011	Mossmiami instrumentation for vertebral fractures
1012	Discectomy/ Micro Discectomy
1013	Cervical spine injury(skull traction) treatment
1014	Decompression and Spinal Fixation
1015	Decompression and Stabilization with Steffiplate
1016	Decompression L5 S1 Fusion with Posterior Stabilization
1017	Decompression Posterior D12+L1
1018	Decompression Stabilization and Laminectomy
1019	Costo Transversectomy(77.39)
1020	Spinal Osteotomy And Internal Fixations(78.59)
	<b>Arthroplasty</b>
1021	Arthroplasty – Excision
1022	Hemiarthroplasty- Shoulder
1023	Bipolar hemiarthroplastyof Hip without cement
1024	Bipolar hemiarthroplasty of Hip with cement
1025	Arthroplasty Girdle Stone
1026	Arthroplasty of Femur head - Excision
	<b>Femur Surgery</b>
1027	Fracture - Femoral neck - MUA & Internal Fixation
1028	Fracture - Femoral Neck Open Reduction & Nailing
1029	Plate Fixations for Fracture Neck Femur
1030	A.O.Compression Procedures for Fracture Neck Femur
1031	DHS for Fracture Neck Femur
1032	Proximal Femoral Nail (PFN for IT Fracture)

1033	Multiple Pinning Fracture Neck Femur
1034	Surgery for Avascular Necrosis Of Femoral Head (Core Decompression)
	<b>Reconstructive procedures</b>
1035	Bone tumor surgery reconstruction with internal fixation(78.59)
1036	Corrective osteotomy Acetabulum
1037	Limb reconstruction system
1038	Reconstruction around Radial head
1039	Joint Reconstruction
1040	Acromioclavicular joint dislocation open reconstruction
1041	Accessory bone - Excision + Acromion reconstruction
1042	Congenital Ankle deformity correction
1043	CTEV (Congenital Talipes EquinoVarus) correction
1044	Leg Lengthening
1045	Reconstruction procedure for recurrent dislocation shoulder
1046	Excision of deep Bone Tumours and Re-Construction With Conventional Prosthesis
	<b>General procedures in Orthopaedics</b>
1047	Open reduction & Internal Fixation Of Fingers & Toes
1048	Open Reduction of Small Joint
1049	Open Reduction with Plemister Grafting
1050	Open Reduction of Fracture Dislocation & Internal Fixation
1051	Reduction Of Compound Fractures & External Fixation(78.10)
1052	Bone Grafting As Exclusive Procedure
1053	Corrective Osteotomy & Internal Fixation - short bones
1054	Corrective Osteotomy & Internal Fixation - long bones
1055	Arthrography
1056	Diagnostic Arthroscopy
1057	Arthroscopy-therapeutic: without implant
1058	Arthroscopy-therapeutic: with implant
1059	Removal of Wires & Screw
1060	Removal of Plates/IL
1061	Tubular external fixator
1062	Drainage of Abscess Cold
1063	Long bone osteotomy with POP application & k-wires
1064	Long bone osteotomy with internal fixation
1065	Percutaneous - Fixation of Fracture
1066	Harrington Instrumentation
1067	Sequestrectomy&Saucerizations
1068	Sequestrectomy& bone grafting
1069	Arthrotomy and joint lavage
1070	Arthrotomy
1071	Arthrotomy + Synevectomy
1072	Drainage of acute osteomyelitis
1073	Ilizarov Ring Fixator Application
1074	Ilizarov fixator with joint arthrolysis
1075	Neglected CTEV. Jess Fixator
1076	Bone tumor curettage
1077	Bone curettage and bone cement(84.56)
1078	Bone tumor curettage and bone graft(78.00)
1079	Tension Band Wiring Patella
1080	Removal of implants plates and nail
1081	Removal of implants wires and screws
1082	Mini Fixator for Hand/Foot
1083	Fixater with Joint Arthrolysis
1084	Application of Skin Traction
1085	Aspiration & Intra Articular Injections
1086	Epiphyseal Stimulation
	<b>Plaster Work</b>

1087	Fingers (post slab)
1088	Fingers full plaster
1089	Colles Fracture - Below elbow
1090	Colles Fracture - Full plaster
1091	Colles fracture Ant. Or post. slab
1092	Above elbow full plaster
1093	Above Knee post-slab
1094	Below Knee full plaster
1095	Below Knee post-slab
1096	Tube Plaster (or plaster cylinder)
1097	Above knee full plaster
1098	Above knee full slab
1099	U-slab application
1100	Minerva Jacket
1101	Plaster Jacket
1102	Shoulder Jacket
1103	Shoulder spica
1104	Hip spica
1105	Application of P.O.P. Spicas & Jackets
1106	Conservative POP
1107	Strapping of Finger
1108	Strapping of Toes
1109	Strapping of Wrist
1110	Strapping of Elbow
1111	Strapping of Knee
1112	Strapping of Ankle
1113	Strapping of Chest
1114	Strapping of Shoulder
1115	Figure of 8 bandage
1116	Collar and cuff sling
1117	Ball bandage
1118	Bandage & Stapping for Fractures
1119	Synthetic cast application above Elbow
1120	Synthetic cast application below Elbow
1121	Synthetic cast application above Knee
1122	Synthetic cast application below Knee
1123	Synthetic cast cutting
1124	Application of Functional Cast Brace
1125	Application of P.O.P. casts for Upper & Lower Limbs
	<b>Physiotherapy</b>
1126	Ultrasonic therapy
1127	S.W. Diathermy
1128	Electrical stimulation (therapeutic)
1129	Muscle testing and diagnostic
1130	Infra red
1131	U.V. Therapeutic dose
1132	Intermittent Lumbar Traction
1133	Intermittent Cervical traction
1134	Wax bath
1135	Hot pack
1136	Breathing Exercises & Postural Draige
1137	Cerebral Palsy – exercise
1138	Post – polio exercise
	<b>Surgical Gastroentrolology</b>
	<b>Operations on spleen</b>
1139	Splenectomy + Devascularisation + Spleno Renal Shunt(39.1)
1140	Splenectomy For Space Occupying Lesion

1142	Laprosopic Splenectomy
	<b>Operations on Oesophagus, Stomach and Small Intestine</b>
1143	Oesophagectomy
1144	Colonic Pull Up
1145	Lap Heller.S Myotomy
1146	Open Hellers Myotomy
1147	Surgery for Corrosive Injury Stomach
1148	Distal Gastrectomy For Gastric Outlet Obstruction
1149	Partial Gastrectomy with anastomosis to duodenum
1150	Partial/Subtotal Gastrectomy with anastomosis to jejunum For Ulcer
1151	Total Gastrectomy in non malignant conditions
1152	Surgery For Bleeding Ulcers
1153	Surgery For Obscure GI Bleed
1154	Lap Funduplications
1155	Diaphragmatic Hernia (Gortex Mesh Repair)
1156	Operations for Replacement of Oesophagus by Colon
1157	Surgery For Oesophageal Perforation Stage 1 Cervical Exclusion And Chest Tube And Feeding Jejunostomy
1158	Surgery For Oesophageal Perforation Stage 2 Definitive Surgery
1159	Surgery For Oesophageal Perforation - Single Staged Foreign Body, Iatrogenic & Spontaneous
	<b>Operations on Large Intestine</b>
1160	Extended Right Hemicolectomy
1161	I Stage-Sub Total Colectomy + Ileostomy(46.2)
1162	I Stage- Sub Total Colectomy + Ileostomy + J - Pouch
1163	II Stage-J - Pouch
1164	Laprosopic Coliatomus
1165	II Stage- Ileostomy Closure
1166	III Stage-Ileostomy Closure
1167	Surgical management of Volvulus
1168	Surgical management of Malrotation
1169	Rectovaginal fistula Management with Colostomy
1170	Abdominoperinial Resection of rectum
1171	Hartman.S Procedure With Colostomy
1172	Anterior Resection of Large Intestine
1173	Anterior Resection With Ileostomy
1174	Anal Sphincter Repair -With Colostomy
1175	Anal Sphincter Repair -Without Colostomy
	<b>Operations on Liver</b>
1176	Hydatid Cyst-Marsupilisation
1177	Haemangioma Sol Liver Hepatectomy + Wedge Resection
1178	Hepato Cellular Carcinoma(Advanced) Radio Frequency Ablation
1179	Segmentectomy
1180	Rt.Hepatectomy
1181	Lt.Hepatectomy
1182	Hepatico Jejunostomy
1183	Benign Biliary Stricture Repair
1184	Choledochoduodenostomy Or Choledocho Jejunostomy
1185	GB+ Calculi CBD Stones Or Dilated CBD
1186	Cyst Excision+Hepatic Jejunostomy(51.37)
1187	Laprosopic Hepatic resection
	<b>Operations on Pancreas</b>
1188	Laprosopic Pancreatic Necrosectomy
1189	Open Pancreatic Necrosectomy
1190	Enucleation of Cyst
1191	Triple Bypass -Pancreas
1192	Lateral Pancreaticojejunostomy(Non- Malignant)

1193	Other Bypasses -Pancreas
1194	Distal Pancreatectomy
1195	Distal Pancreatectomy + Splenectomy(41.5)
1196	Central Pancreatectomy
1197	Whipples Any Type
	<b>Endoscopic procedures</b>
1198	Upper G.I. Endoscopy + Lower G.I. Endoscopy
1199	Diagnostic endoscopy
1200	Endoscopic biopsy
1201	Endoscopic mucosal resection
1202	Oesophageal stricture dilatation
1203	Balloon dilatation of achalasia cardia
1204	Foreign body removal
1205	Oesophageal stenting
1206	Band ligation of oesophageal varices
1207	Sclerotherapy of oesophageal varices
1208	Glue injection of varices
1209	Argon plasma coagulation
1210	Pyloric balloon dilatation
1211	Enteral stenting
1212	Duodel stricture dilation
1213	Single balloon enterocopy
1214	Double balloon enteroscopy
1215	Capsule endoscopy
1216	Polypectomy
1217	Piles banding
1218	Colonic stricture dilatation
1219	Hot biopsy forceps procedures
1220	Colonic stenting
1221	Junction biopsy
1222	rrow band imaging
1223	Conjugal microscopy
1224	ERCP
1225	Diagnostic ERCP
1226	Endoscopic sphincterotomy
1227	CBD stone extraction
1228	CBD stricture dilatation
1229	Biliary stenting (plastic and metallic)
1230	Mechanical lithotripsy of CBD stones
1231	Pancreatic sphincterotomy
1232	Pancreatic stricture dilatation
1233	Pancreatic stone extraction
1234	Mechanical lithotripsy of pancreatic stones
1235	Endoscopic cysto gastrostomy
1236	Balloon dilatation of papilla
1237	Endoscopic ultrasound
1238	Ultrasound guided FC
1239	Ultrasound guided abscess draige
1240	PTBD
1241	Biliary stenting
1242	TIPS
1243	Trans jugular liver biopsy
1244	IVC graphy + hepatic veinography
1245	Balloon angioplasty
1246	Muscular stenting
1247	BRTO
1248	Portal haemodynamic studies

1249	Oesophageal PH metry
1250	Oesophageal manometry
1251	Small bowel manometry
1252	Anorectal manometry
1253	Colonic manometry
1254	Biliary manometry
1255	Sengstaken blackenesse tube tempode
1256	Lintas machles tube tempode
1257	Lap Adhesiolysis
	<b>Cardiothorasic surgery</b>
	<b>Operations on Heart</b>
1258	Balloon Valvotomy
1259	Closed Mitral Valvotomy
1260	Valve repair without Prosthetic Ring
1261	Ross procedure - Intracardiac repair of complex congenitalheart diseases without Special Conduits
1262	Mitral valvotomy (Open)
1263	Open Pulmonary Valvotomy
1264	Valve repair with Prosthetic Ring
1265	Double valve replacement (With Valve)
1266	Aortic Valve Replacement (With Valve)
1267	Ross procedure - Intracardiac repair of complex congenital heart diseases with Special Conduits
1268	Surgical management of Annulus Aortic Ectasia With Valved Conduits
1269	Mitral Valve Replacement (With Valve)
1270	Tricuspid valve Replacement (With Valve)
1271	Balloon Atrial Septostomy
1272	ASD Device Closure
1273	VSD Device Closure
1274	VSD with graft
1275	Intra Cardiac Repair Of ASD
1276	Intracardiac Repair Of VSD
1277	Total Correction of Tetralogy of Fallot
1278	Surgical management (Correction) of TAPVC
1279	Patent Ductus Arterious - Stenting
1280	Patent Ductus Arterious - Device Closure
1281	Patent Ductus Arterious - Single Coil Closure
1282	Patent Ductus Arterious - Multiple Coils Closrue
1283	Surgery for-PDA
1284	TGA - Arterial Switch
1285	TGA - Sennings Procedure
1286	Coronary Balloon Angioplasty with stent(00.45)
1287	PTCA 1 Additional Stent (00.46)
1288	PTCA 2 Additional Stent (00.47)
1289	PTCA 3 Additional Stent (00.48)
1290	Surgery For Anomalous left coronary artery from the pulmonary artery (ALCAPA)
1291	Coronary Bypass Surgery
1292	Coronary Bypass Surgery-Post Angioplasty
1293	CABG With IABP Pump
1294	CABG With Aneurismal Repair
1295	CABG without bypass.
1296	CABG + Valve.
1297	Pericardiocentesis
1298	Pericardiostomy
1299	Pericardiectomy
1300	Surgery For Intracardiac Tumors
1301	Surgery for Cardiac injuries Without CPB
1302	Medical Management Of Valvular Heart Diseases -Requiring Cardiac Catheterization
1303	Medical Management Of Congenital Heart Diseases -Requiring Cardiac Catheterization

1304	Surgical Treatment For MVR And Atrial Fibrillation- Maze Method
1305	Surgical Treatment For MVR And Atrial Fibrillation- Cryoablation Method
1306	Surgical Treatment For MVR And Atrial Fibrillation- Hifu Method
1307	TPI (Temporary Pacemaker Implantation)Single Chamber
1308	TPI (Temporary Pacemaker Implantation)Dual Chamber
1309	Permanent pacemaker implantation Biventricular
1310	Permanent pacemaker implantation- Single Chamber
1311	Heart transplant
1312	AICD(Automatic Implantable Cardioverter Defibrillators) implantation Single Chamber
1313	AICD(Automatic Implantable Cardioverter Defibrillators) implantation Dual Chamber
1314	Combo device implantation
	<b>Operations on vessels</b>
1315	Vertebral Angioplasty
1316	Peripheral Embolectomy Without Graft
1317	Arterial Embolectomy
1318	Pulmonary Thrombo Embolectomy
1319	TGA - Carotid Embolectomy
1320	Surgical management of Vascular Tumors
1321	Excision Of Vascular Tumors With Prosthetic Graft
1322	Coarctation-Aorta Repair Without Graft
1323	Coarctation of Aorta Repair Without Stent+ Aortoplasty(35.11)
1324	Intrathoracic Aneurysm -Aneurysm Not Requiring Bypass
1325	Aneurysm Resection & Grafting
1326	Medium Size Arterial Aneurysms - Repair With Synthetic Graft
1327	Coarctation of Aorta Repair With Stent + Aortoplasty(35.11)
1328	Coarctation-Aorta Repair With Graft
1329	Intrathoracic Aneurysm -Requiring Bypass (With Graft)
1330	Excision Of Arterio Venous Malformation - Large
1331	Excision Of Arterio Venous Malformation - Small
1332	DVT - Ivc Filter implantation
1333	Thoraco Abdominal Aneurysm Repair
1334	Systemic Pulmonary Shunts Without Graft TOF
1335	Systemic Pulmonary Shunts With Graft TOF
1336	Major Vascular Injury -In Lower Limbs-Repair
1337	Carotid Artery Bypass With Synthetic Graft
1338	Aorto Billiac - Bifemoral Bypass With Synthetic Graft
1339	Aorto-Aorto Bypass With Graft
1340	Femoro- Ileal Bypass With Graft
1341	Femoro- Ileal Bypass Without Graft
1342	Aorto-Aorto Bypass Without Graft
1343	Aorta femoral bypass
1344	Asending aorta replacement
1345	Aortic Dissection
1346	A V Fistula surgery (creation) at Wrist
1347	A. V Fistula surgery (creation) At Elbow
1348	Congenital Arteriovenous Fistula
1349	Femoro- Poplital Bypass With Graft
1350	Femoro- Poplital Bypass Without Graft
1351	Femoro-Femoral Bypass With Graft
1352	Femoro-Femoral Bypass Without Graft
1353	Femoro Distal Bypass With Vein Graft
1354	Femoro Distal Bypass With Synthetic Graft
1355	Axillo Brachial Bypass Using With Synthetic Graft
1356	Brachio - Radial Bypass With Synthetic Graft
1357	Surgery for Arterial Injuries, Venous Injuries Without Graft
1358	Surgical Management of Minor Vascular Injury - Tibial Vessels In Leg
1359	Surgical Management of Minor Vascular Injury -Vessels In Foot



1360	Surgical Management of Neck Vascular Injury - Carotid Vessels
1361	Surgical Management Of Neck Vascular Injury - Carotid Vessels - With Prosthetic Graft
1362	Surgical Management of Abdominal Vascular Injuries - Aorta, Iliac Arteries, Ivc, Iliac Veins
1363	Surgical Management Of Abdominal Vascular Injuries - Aorta, Iliac Arteries, Ivc, Iliac Veins With Prosthetic Graft
1364	Surgery for Cardiac injuries With CPB
1365	Renal Angioplasty
1366	Peripheral Angioplasty
1367	Peripheral Angioplasty - Additional Stent(00.46)
1368	Patch Graft Angioplasty
1369	Small Arterial Aneurysms - Repair
1370	Medium Size Arterial Aneurysms - Repair
1371	Carotid artery aneurysm
1372	Renal Artery aneurysm and dissection
1373	Operations for Stenosis of Renal Arteries
1374	Surgical management of Ruptured Sinus Of Valsalva
1375	Surgical management of Dissecting Aneurysms
1376	Surgical Management of Vascular Injury In Upper Limbs - Axillary, Branchial, Radial And Ulnar -With Vein Graft
1377	Surgical Management Of Vascular Injury In Upper Limbs - Axillary, Branchial, Radial And Ulnar -With Prosthetic Graft
1378	Surgical Management of Vascular Injury With Prosthetic Graft
1379	Excision Of Carotid Body Tumor With Vascular Repair
1380	Excision Of Carotid Body Tumor With Prosthetics Graft Repair
1381	Carotid Endarterectomy
1382	Surgical Management Of Major Vascular Injury -In Lower Limbs With Prosthetic Graft
1383	Surgical Management of Thoracic Vascular Injuries
1384	Axillo Bifemoral Bypass With Synthetic Graft
1385	Surgical Management of Vascular injuries with vein graft
1386	Procedures Requiring Bypass Techniques
1387	Surgical Management of Oesophageal Diverticula /Achalasia Cardia
1388	Gastro Study Followed By Thoracotomy & Repairs For Oesophageal Injury For Corrosive Injuries/Fb
	<b>Operations on Lungs</b>
1389	Surgical management of lung cyst
1390	Lobectomy
1391	Pneumonectomy
1392	Surgical management of Lung Abscess
1393	Surgical management of Empyema Thoracis
1394	Surgical management For Bronchial Injuries due to foreign Body
1395	Surgical management of Solitary fibrous tumor- Mediastinum
1396	Surgical Management Of Thymoma Mediastinum
1397	Decortication of lung
1398	Surgical management of Bronchopleural fistula -Thorocoplasty
1399	Transpleural Bronchopleural Fistula closure
1400	Surgical management of Bronchopleural Fistula - Myoplasty
	<b>Operations on Thorax</b>
1401	Surgical management of Diaphragmatic Eventration
1402	Surgical management of Diaphragmatic injuries, Thoraco Abdominal approach
1403	Surgical Management of Diaphragmatic Hernia
1404	Exploratory Thorocotomy
1405	Bronchoscopic Foreign body removal
1406	Rib Resection & Drainage
1407	Thoracocentesis
1408	Thoracoscopic Segmental Resection
1409	Thoracoscopic Sympathectomy
1410	Thrombendarterectomy

1411	Thymectomy
1412	Thorax ( penetrating wounds)
1413	B.D.Glenn/Left atrium myxoma
1414	DSO (Double Switch Operation)
1415	Arterio Ventricular Canal repair
1416	Fonten procedure
1417	B.T Shunt/Coarctation
1418	P.A.Banding septostomy
1419	Gunshot injury
1420	Intra corory stenting
1421	Rotablation
1422	Arch Replacement
1423	Bentall Repair with Prosthetic Valve
1424	Bentall Repair with Biologic Valve
1425	Coarctation dilatation
1426	Coarctation dilatation with Stenting
1427	Diagnostic Electrophysiological studies conventional
1428	Ambulatory BP monitoring
1429	External Loop/event recording
1430	RF Ablation conventional
1431	RF Ablation Atrial Tachycardia/Carto
1432	Endomyocardial biopsy
1433	Intra vascular coils
1434	Septostomy- Blade
1435	AVBD/PVBD
1436	Digital subtraction angiography-Peripheral artery
1437	Digital subtraction angiography- venogram
1438	Percutaneous valve replacement
1439	C.T Guided biopsy
1440	Sinogram
1441	Carotid Angioplasty
1442	IVUS (Intravascular ultrasound surgery)
1443	OCT (Octopus cardiac surgery)
1444	FFR(Fractional Flow Reserve) measurement
1445	ICE slush cardiac surgery
1446	Holter analysis
1447	Aortic stent grafting for aortic aneurysm
1448	IVC Filter implantation
1449	TCPC(Total Cavo Pulmonary Connection)
1450	REV(Surgery for malposition of great arteries)
1451	PTMC (Percutaneous Transvenous Mitral Commissurotomy (PTMC))
1452	Angiography
1453	Diagnostic angiography
1454	Vascular embolization
	<b>Paediatric surgery</b>
1455	Surgical management of Encephalocele
1456	Surgical management of Neuroblastoma
1457	Adrenal Gland Surgeries In Paediatric patients(07.3&07.4)
1458	Surgical Management of Paediatric Tumors
1459	Surgical correction of Microtia/Anotia In Paediatric Patient
1460	Surgical treatment for Preauricular sinus in pediatric patient
1461	Surgical correction of Cleft Lip in paediatric patient
1462	Excision of Retention Cyst Lip
1463	Surgical correction of Cleft Palate in paediatric patient
1464	Surgical corection of Velo-Pharyngeal Incompetence
1465	Surgical management of Sinuses & Fistula of the neck in Paediatric Patient

1466	Excision of thyroglossal Duct/Cyst
1467	Surgical Management of Congenital Dermal Sinus
1468	Surgical Management of Cystic Lesions Of The Neck
1469	Excision of Thoracoscopic Cysts
1470	Empyema decortication In Paediatric Patients
1471	Empyema-ICD drainage In Paediatric Patients
1472	Thoracoscopic Decortication In Paediatric Patients
1473	Surgical Correction of Thoracic Wall Defects
1474	Mediastinal Cyst Excision In Paediatric Patients
1475	Surgical management of Lymphangioma In Paediatric Patients
1476	Omphalo Mesenteric Cyst Excision
1477	Omphalo Mesenteric Duct- Excision
1478	Omphalocele 1st Stage (Hernia Repair)
1479	Omphalocele 2nd Stge (Hernia Repair)
1480	Paediatric Splenectomy (Non Traumatic)
1481	Surgical management of Oesophageal Atresia In Paediatric Patients
1482	Surgical Correction of Thoracic Duplications In Paediatric Patients
1483	Surgical Correction of Esophageal Obstructions In Paediatric Patients
1484	Surgical Correction of Esophageal Substitutions In Paediatric Patients
1485	Congenital Pyloric Stenosis- operation
1486	Colon Replacement of Oesophagus
1487	Surgical management of - Gastric Outlet Obstructions In Paediatric Patients
1488	Gastrochisis Repair
1489	Surgical management of Gastro Esophageal Reflux In Paediatric Patients
1490	Surgical Management of Intestinal Atresias & Obstructions In Paediatric Patients
1491	Meckel's Diverticulectomy In Paediatric Patients
1492	Surgical management of Intestinal Polyposis In Paediatric Patients
1493	Surgical Correction of Intususception
1494	Stage 2 procedure for Anorectal Malformations In Paediatric Patients
1495	Stage 1 procedure for Anorectal Malformations In Paediatric Patients
1496	Stage 1 procedure for Hirschsprungs Disease In Paediatric Patients
1497	Stage 2 procedure for Hirschsprungs Disease In Paediatric Patients
1498	Feeding Jejunostomy In Paediatric Patients
1499	Ileostomy closure In Paediatric Patients
1500	Surgical mangement of Acute Intestinal Obstruction In Paediatric Patients
1501	Colostomy Transverse
1502	Colostomy Left Iliac
1503	Meconium Ileus Operation
1504	Imperforate Anus High Anomaly - Closure of Colostomy
1505	Imperforate Anus Low Anomaly -Cut Back Operation
1506	Imperforate Anus Low Anomaly - Perineal Anoplasty
1507	Imperforate Anus High Anomaly -Sacroabdomino Perineal Pull Through
1508	Rectal polypectomy In Paediatric Patients
1509	Rectal Biopsy (Megacolon)
1510	Laparoscopic Pull Through For Ano Rectal Anomalies In Paediatric Patients
1511	Laparoscopic Pull Through Surgeries For Hirschsprungs Disease In Paediatric Patients
1512	Surgical mangement of Anal Fissure and Fistula In Paediatric Patients
1513	Surgical Management of Biliary Atresia & Choledochal Cyst In Paediatric Patients
1514	Operation of Choledochal Cyst
1515	Laparoscopic Cholecystectomy
1516	Surgical Correction of Hydatid Cysts In Paediatric Patient
1517	Pancreatic Ring Operation
1518	Laparoscopic Appendicectomy
1519	Repair of Abdominal wall defects
1520	Correction of Duplications of alimentary tract in Paediatric Patients
1521	Correction of Vitello intestinal duct anomalies in Paediatric Patients
1522	Mal-rotation & Volvulus of the Midgut

1523	Unilateral Inguinal Hernia repair In Paediatric Patients
1524	Bilateral Inguinal Hernia repair In Paediatric Patients
1525	Lumbar Hernia repair In Paediatric Patients
1526	Femoral Hernia repair In Paediatric Patients
1527	Umbilical Hernia repair In Paediatric Patients
1528	Incisional Hernia repair In Paediatric Patients
1529	Open repair of diaphragmatic hernia in Paediatric patients
1530	Simple Nephrectomy- paediatric
1531	Nephrectomy for -Pyonephrosis
1532	Nephrectomy for -Wilms Tumour
1533	Paraortic Lymphadenectomy with Nephrectomy for Wilms Tumour
1534	Renal calculi-nephrolithotomy in Paediatric Patients
1535	Surgical Management of Congenital Hydronephrosis in Paediatric Patients
1536	Surgical Management of Ureteric Reimplantations
1537	Vesicostomy
1538	Vesicotomy closure in Paediatric Patients
1539	Bladder augmentation
1540	Vesical calculi-vesicolithotomy in Paediatric Patients
1541	Stage 1 procedure for Exstrophy Bladder in Paediatric Patients
1542	Stage 2 procedure for Exstrophy Bladder in Paediatric Patients
1543	Surgical Management of Posterior Urethral Valves in Paediatric Patients
1544	Single Stage procedure for Hypospadiasis
1545	Stage 1 procedure for Hypospadiasis
1546	Stage 2 procedure for Hypospadiasis
1547	Surgical Correction of Epispadiasis
1548	Surgical Correction of Scrotal Transposition In Paediatric Patients
1549	Surgical management of Undescended Testis In Paediatric Patients
1550	Laparoscopic Orchidopexy In Paediatric Patients
1551	Surgical Management for Torsion of Testis paediatric
1552	Laparoscopic Varicocele Ligation
1553	Open Varicocele ligation
1554	Hydrocele high ligation In Paediatric Patients
1555	Congenital Hydrocele
1556	Hydrocele of Cord
1557	Surgical Management of Phimosis and Paraphimosis
1558	Intersex-Genitoplasty surgery(70.6)
1559	Surgical Management of Temporomandibular Joint Ankylosis
1560	Excision of congenital dermal sinus
1561	Surgical Management of Torticollis in Paediatric Patient
1562	Surgical correction of Syndactyly of Hand For Each Hand in Paediatric Patient
1563	Surgical Management of Hamartoma Excision
1564	Surgical Management of Hemangioma Excision
1565	Bronchoscopy for Foreign Body Removal paediatric
1566	Sacro-Coccygeal Teratoma Excision
1567	Rhabdomyosarcoma wide Excision
	<b>Genitourinary system</b>
	<b>Operations on Kidney</b>
1568	Retroperitoneal Fibrosis - Renal
1569	Open Nephrolithotomy
1570	Percutaneous Nephrolithotomy
1571	Nephrostomy
1572	Open Pyelolithotomy
1573	Laparoscopic Pyelolithotomy
1574	Anatrophic Peyolithotomy For Staghorn Calculus
1575	Nephrectomy for Pyonephrosis/Xgp
1576	Post transplant graft Nephrectomy
1577	Laposcopic Simple Nephrectomy

1578	Laprosopic Radical Nephrectomy
1579	Renal Transplantation Surgery
1580	Renal auto transplantation
1581	Anderson Hynes Pyeloplasty
1582	Renal Cyst Excision
1583	Laparoscopic deroofing of Renal Cyst
1584	Lap. Partial Nephrectomy
1585	Simple Nephrectomy
1586	Revascularization procedure for renovascular hypertension
1587	Radical Nephroureterectomy
1588	Bilateral Nephroureterectomy
1589	Laprosopic unilateral Nephroureterectomy
1590	Open unilateral Nephroureterectomy
1591	Hemi- Nephroureterectomy
1592	Nephropexy
1593	RIRS/ Flexible Ureteroscopy
	<b>Operations on Uterus</b>
1594	URSL
1595	Surgical correction of Ureterocele
1596	Surgical Procedure for Ileal Conduit Formation
1597	Ureteric Reimplantations
1598	Post transplant revision Ureteroneo cystostomy/Pyelo Ureterostomy
1599	Ureteric replacement
1600	Uretero ureterostomy
1601	Ureterolithotomy
1602	Laparoscopic ureterolithotomy
1603	Uretrostomy (Cutanie)
1604	Balloon dilatation of Ureteric stricture
	<b>Operations on Urinary Bladder</b>
1605	Correction of Extrophy of Bladder
1606	Cystolithotomy
1607	Cysto Jejunostomy
1608	Cystolithopexy
1609	Cystolithotripsy
1610	Open Cystolithotomy
1611	Endoscope Removal Of Stone In Bladder
1612	Bladder Tumour (Fulgation)
1613	Transurethral resection of bladder tumour (TURBT)
1614	Transurethral resection of bladder tumour (TURBT) with intravesical Mitomycin instillation
1615	Bladder Diverticulectomy
1616	Total Cystectomy
1617	Laprosopic radical cystectomy with Ilealconduit diversion
1618	Laprosopic radical cystectomy with Ureterosigmoidostomy(57.88)
1619	Open radical cystectomy with Ureterosigmoidostomy (57.88)
1620	Laprosopic radical cystectomy with Continent Urinary diversion(56.7)
1621	Open radical cystectomy with Continent Urinary diversion
1622	Parapelvic Cyst Excision-Open/Lap
1623	Surgical correction of Vesicovaginal Fistula
1624	Transvaginal repair of Vesicovaginal Fistula
1625	Trans abdominal repair of Vesicovaginal Fistula with omentoplasty
1626	Caecocystoplasty
1627	Mitrafanoff procedure
1628	Bladder neck incision
1629	Urachal Cyst
1630	Partial Cystectomy
1631	Endoscopic Removal of Stone in Bladder
	<b>Operation on Urethra</b>

1632	Perineal Urethrostomy
1633	Optical Urethrotomy
1634	BMG Urethroplasty for pan Urethral stricture
1635	Single Stage Urethroplasty for stricture Urethra
1636	PCNL
1637	Stage 1 Urethroplasty for stricture Double Stage
1638	Stage 2 Urethroplasty for stricture Double Stage
1639	Reconstruction procedure Urethroplasty for stricture
1640	Transpubic Urethroplasty with Omentoplasty
1641	Closure Of Urethral Fistula
1642	Epispadiasis - Correction
1643	Meatoplasty
1644	Operations for Crippled Hypospadias
1645	Urethral Injury
1646	Excision of Urethral Carbuncle
1647	Surgical Management of Incontinence Urine (Male)
1648	Surgical Management of Incontinence Urine (Female)
1649	Mid urethral sling procedure for stress urinary incontinence
1650	MMK/birch colpo suspension for stress urinary Incontinence
1651	Dj Stent (One Side)
1652	Drainage of Perinephric Abscess
1653	CAPD-Tenchkoff catheter insertion
	<b>Operations on Prostate</b>
1654	Transurethral Resection of Prostate (TURP)
1655	Transurethral Resection of Prostate (TURP) Cyst Lithotripsy
1656	Open Prostatectomy
1657	Open radical Prostatectomy
1658	Laser Prostatectomy
1659	TURP + Circumcision
1660	TURP + Closure of Urinary Fistula
1661	TURP + Cystolithopexy
1662	TURP + Cystolithotomy
1663	TURP + Fistulectomy
1664	TURP + Nephrectomy
1665	TURP + Orchidectomy
1666	TURP + Suprapubic Cystolithotomy
1667	TURP + TURBT
1668	TURP + URS
1669	TURP + Vesicolithotripsy
1670	TURP + VIU (visual internal urethrotomy)
1671	TURP + Haemorrhoidectomy
1672	TURP + Hydrocele
1673	TURP + Hernioplasty
1674	TURP with Repair of Urethra
1675	TURP + Herniorraphy
1676	TURP + Fissurectomy
1677	TURP + Urethrolithotomy
1678	TURP + Urethral dilatation
1679	Bipolar TURP
1680	TURP with removal of the verical calculi
1681	TURP with vesicolithotomy
1682	Fturp
	<b>Operations on Scrotum</b>
1683	Scrotal/Perineal Injuries
1684	Orchidopexy Bilateral
1685	Total Penectomy
1686	Micro-surgical Vasovasostomy /Vaso epididymal anastomosis.

	<b>Operations on Penis</b>
1687	Surgical correction of Chordee
1688	Partial Amputation Of Penis(Non-Malignant)
1689	Plaque Excision/Plasty for Penile curvature/Peyronies disease
1690	Surgical Management of Penile Injuries
1691	Surgery for Priapism
1692	Circumcision
	<b>General Procedures</b>
1693	Renal angio embolization
1694	Balloon dialatation of transplant Renal Artery stenosis
1695	A.V. Fistula surgery
1696	Uni-lateral ilioinguinal block dissection in non malignant conditions
1697	Block Dissection of ilio-inguinal Nodes - Both Sides (For Ca-Penis)
1698	Post-Transplant Collection drainage for Lymphocele (open)
1699	Post-Transplant Collection drainage for Lymphocele (percutaneous)
1700	Post-Transplant Collection drainage for Lymphocele (Laprosopic)
1701	CAPD-Tenchkoff catheter removal
1702	CAPD bags per month
1703	Cystoscopy/ Stent removal
1704	Extracorporeal shockwave lithotripsy (ESWL)
1705	Post Renal Transplant Immunosuppressive Treatment From 1st To 6th Months
1706	Post Renal Transplant Immunosuppressive Treatment From 7th To 12 Th Month.
1707	Intravesical BCG Induction therapy
1708	Intravesical BCG maintenance
1709	Single Stage HYPOSPADIASIS (ADULT)
1710	Stage-1 HYPOSPADIASIS (ADULT)
1711	Stage-2 HYPOSPADIASIS (ADULT)
1712	Torsion Testis
1713	Dormia Extraction of Calculus
1714	Exploration of Epididymus (Unsuccesful Vasco vasectomy)
1715	Hydrospadius
1716	Transurethral Fulguration
1717	Repair of Uretero Vaginal Fistula
1718	Internal Urethrotomy
1719	Uretero Colic Anastomosis
1720	Ureteroscopic Calculi - Bilateral
1721	Ureteroscopic Calculi - Unilateral
1722	Lithotripsy
1723	Meatotomy
1724	Neoblastoma
1725	Nephrectomy (Renal tumour)
1726	Nephrourethrotomy ( is it Nephrourethrectomy ?)
1727	Open Resection of Bladder Neck
1728	Operation for Injury of Bladder
1729	Reimplantation of Bladder
1730	Operation for Double Ureter
1731	Pyeloplasty & Similar Procedures
1732	Reduction of Paraphimosis
1733	Reimplanation of Urethra
1734	Suprapubic Drainage - Closed
1735	Urethral Dilatation
1736	Urethral Reconstuction
1737	Ureteric Catheterization - Cystoscopy
1738	URS + Stone Removal
1739	URS Extraction of Stone Ureter - Bilateral
1740	URS Extraction of Stone Ureter - Unilateral
1741	URS with Endolitholopexy

1742	URS with Lithotripsy with DJ Stenting
1743	URS+Cysto+Lithotomy
1744	Vesicolithotomy
1745	VIU + Cystolithopexy
1746	VIU + Hydrocelectomy
1747	VIU and Meatoplasty
1748	VIU for Stricture Urethra
1749	VIU with Cystoscopy
1750	Y V Plasty of Bladder Neck
1751	Drainage of Psoas Abscess- paediatric
1752	Operation for ectopic ureter
1753	Ureteroscopic removal of lower ureteric
1754	Ureteroscopic removal of ureteric calculi
1755	Adenoma Excision
1756	Peritoneal dialysis
1757	Laprosopic donor Nephrectomy
1758	Laprosopic ureterolithotomy
1759	Nephrolithomy -laprosopic/endoscopic
1760	Operations for Hydronephrosis Endopyelotomy antegrade
1761	Operations for Hydronephrosis Endopyelotomy retrograde
1762	Operations for Hydronephrosis -ureterocalicostomy
1763	Operations for Hydronephrosis-Ileal ureter
1764	Cavernostomy
1765	Simple Cystectomy
1766	Augmentation Cystoplasty
1767	Urethroscopy/ Cystopanendoscopy
1768	Internal urethrotomy -Core through urethroplasty
1769	Abdomino Perineal urethroplasty
1770	Posterior Urethral Valve fulguration.
1771	Total amputation of the Penis
1772	Operations for Varicocele Unilateral-Microsurgical
1773	Operations for Varicocele Palomo's Unilateral - Lap
1774	Operations for Varicocele Bilateral --Microsurgical
1775	Operations for Varicocele Bilateral – Lap/ Palomo
1776	Arteriovenous Shunt for Haemodialysis
1777	Jugular Catheterization for Haemodialysis
1778	Subclavian Catheterization for Haemodialysis
1779	One sided (single Lumen) Femoral Catheterization for Haemodialysis
1780	Bilateral (single Lumen) Femoral Catheterization for Haemodialysis
1781	Double Lumen Femoral Catheterization for Haemodialysis
1782	Permcath Insertion
1783	Arterio venous Prosthetic Graft
1784	Single lumen Jugular Catheterization
1785	Single lumen Subclavian Catheterization
1786	Plasma Exchange/ Plasma phresis
1787	Open method CAPD catheter insertion
1788	Schlendinger method CAPD catheter insertion
1789	Sustained low efficiency hemodialysis
1790	Continuous Venovenous/Arteriovenous Hemofiltration
1791	Hemodialysis for Sero negative cases
1792	Hemodialysis for Sero Positive cases
1793	Fistulogram for Arteriovenous Fistula
1794	Ultrasound guided kidney Biopsy
1795	Fistula stenosis dilation
1796	Slow continuous Ultrafiltration
1797	Endoscopic Bulking agent Inject
1798	Testicular Biopsy



1799	Radical Nephrectomy plus IV thrombus
1800	Radical Nephrectomy plus IV thrombus plus cardiac bypass.
1801	Radical Cystectomy - continent diversion.
1802	Radical Cystectomy – Neobladder
1803	Orchidopexy - Unilateral -Open
1804	Orchidopexy - Unilateral- Lap/Endoscopic
1805	Ureteroscopic Surgery
1806	Scrotal Exploration
1807	Uroflow Study (Uroflometry)
1808	Urodynamic Study (Cystometry)
1809	Cystoscopy with Bladder Biopsy (Cold Cup Biopsy)
1810	Voiding-cysto-urethrogram and retrograde urethrogram (Nephrostogram)
1811	Hollmium YAG Prostate Surgery
1812	Hollmium YAG OIU
1813	Hollmium YAG Core Through
1814	Hollmium YAG Stone Lithotripsy
1815	Semi-rigid penile prosthesis
1816	Green Light laser for prostate
1817	Cystoscopic Botulinum Toxin Injection ( Over active bladder/ Neurogenic bladder)
1818	Peyronie’s disease – Plaque excision with grafting
1819	High Intensity Focus Ultrasound (HIFU) (Robotic) for Carcinoma prostate and renal cell carcinoma
1820	Prosthetic surgery for urinary incontinence
1821	TRUS guided prostate biopsy
1822	Ultra sound guided PCN
	<b>Neurosurgery</b>
1823	Twist Drill Craniostomy
1824	Subdural Tapping
1825	Ventricular Tapping
1826	Burr Hole procedure for evacuation of Brain Abscess
1827	Endoscopy Procedures -Brain
1828	Craniotomy And Evacuation of Subdural Haematoma
1829	Craniotomy And Evacuation of Extradural Haematoma
1830	De-Compressive Craniectomy (Non Traumatic)
1831	Tapping of Brain Abscess
1832	Excision of brain abscess
1833	Evacuation of Intra-Cerebral Hematoma
1834	Temporal Lobectomy Plus Depth Electrodes
1835	Temporal Lobectomy
1836	Excision of Parasagittal Brain tumour
1837	Surgical Management of Meningomyelocele
1838	Meningocele Excision
1839	Excision of Basal Brain tumour
1840	Excision of Brain Stem Brain tumour
1841	Excision of C P Angle Brain tumour
1842	Excision of Other Brain tumours
1843	Brain Tumour Embolisation
1844	Lesionectomy Type 1
1845	Lesionectomy Type 2
1846	Excision of Subtentorial Brain Tumours
1847	Cranioplasty
1848	Cranioplasty With Impants
1849	Cranioplasty With Titanium Mesh
1850	Surgical Management of Meningo Encephalocele
1851	Endoscopic Third Ventriculostomy
1852	Surgical Management of C.S.F. Rhinorrhoea
1853	Ventriculo Atrial Shunt

1854	Ventriculo Peritoneal Shunt
1855	External Ventricular Drainage (EVD)
1856	Intra Cranial Vascular Bypass
1857	Laminectomy
1858	Surgery for Spinal cord Tumours
1859	Surgical Management of Intra Medullary Spinal Tumours
1860	Surgical Management of Syringomyelia
1861	Surgical Management of Spina Bifida Major
1862	Surgical Management of Spina Bifida Minor
1863	Radiofrequency Ablation For Trigeminal Neuralgia
1864	Radio Surgery For Brain Tumours & Vascular Malformations
1865	Microvascular Decompression For Trigeminal Neuralgia
1866	Surgical treatment for brachial plexus injuries
1867	Sequalae of brachial plexus injuries
1868	Peripheral Nerve Injury Repair
1869	Cervical Sympathectomy
1870	Lumbar Sympathectomy
1871	Trans Sphenoidal Surgery
1872	Aneurysm Clipping
1873	Embolization of Aneurysm
1874	Coil Embolization of Aneurysm (each coil cost)
1875	Surgical Management of Vascular Malformations
1876	Spinal Fixation Rods And Plates, Artificial Discs
1877	Discectomy
1878	Excision Of Cervical Inter-Vertebral Discs
1879	Anterior Discectomy & Bone Grafting
1880	Discectomy With Implants
1881	Anterior Cervical Discectomy
1882	Corpectomy For Spinal Fixation
1883	Spinal Fusion Procedure
1884	Trans Oral Surgery
1885	Combined Trans-Oral Surgery & Cv Junction Fusion
1886	C.V. Junction Fusion
1887	Anterior Cervical Spine Surgery With Fusion
1888	Stereotactic Procedures
1889	Proptosis
1890	Excision Of Lobe (Frontal, Temporal, Cerebellum Etc.)
1891	Posterior Cervical Discectomy
1892	Anterior Lateral Decompression
1893	Decompression/Excision Of Optic Nerve Lesions- neurosurgery
1894	Spinal Procedure for Meningo Myelocele
1895	Facet, Nerve Root Blocks
1896	Excision Of Scalp Lesions
1897	Surgical Management of other Vascular Malformations (Other Than AVM) - Cavernomas, AV Fistulas, Sinus Pericranii
1898	Cranio Ventricular
1899	Craniostenosis
1900	Duroplasty
1901	Local Neurectomy
1902	Lumbar Disc
1903	Microdiscectomy - Lumber
1904	Repair & Transposition Nerve
1905	Skull Traction
1906	Spine - Canal Stenosis
1907	Spine - Disc Cervical/Lumber
1908	Temporal Rhizotomy
1909	Selective Posterior Rhizotomy

1910	Tumours Meninges - Gocussa
1911	Tumours Meninges - Posterior
1912	Brain Biopsy
1913	Cranial Nerve Anastomosis
1914	Nerve Biopsy excluding Hensens
1915	Peripheral Neurectomy (Tirgeminal)
1916	Operation for Neoblastoma
1917	Excision of Brain Tumours -Supratentorial
1918	Excision of Brain Tumours -Infratentorial
1919	Excision of Brain Tumours -Intra Ventricular
1920	Placement of ICP Monitor -
1921	Lumber Pressure Monitoring
1922	Median Nerve Decompression
1923	Anterio Lateral Decompression of spine
1924	Brain Mapping
1925	Cervical or Dorsal or Lumbar Laminectomy
1926	Endarterectomy (Carotid)
1927	Spasticity Surgery
1928	Implantation of DBS -One electrode
1929	Implantation of DBS -two electrodes
1930	Endoscopic aqueductoplasty
1931	Facial nerve reconstruction
1932	Carotid stenting
1933	Cervical disc arthroplasty
1934	Lumbar disc arthroplasty
1935	Corpus callostomy for Epilepsy
1936	Hemishpherotomy for Epilepsy
1937	Endoscopic CSF rhinorrhea repair
1938	Burr hole evacuation of chronic subdural haematoma
1939	Epilepsy surgery
1940	RF lesion for facet joint pain syndrome
1941	Cervical laminoplasty
1942	Lateral mass C1-C2 screw fixation
1943	Microsurgical decompression for hemifacial spasm
1944	IC EC bypass procedures
1945	Image guided craniotomy
1946	Baclofen pump implantation
1947	Programmable VP shunt
1948	Endoscopic sympathectomy
1949	Lumber puncture
1950	Endoscopic 3rd ventriculostomy
1951	Endoscopic cranial surgery/Biopsy/aspiration
1952	Endoscopic discectomy (Lumbar, Cervical)
1953	Surgery for groving skull fractures
1954	Carpel Tunnel decompression
1955	Surgery for intracranial Arteriovenous malformarions(AVM)
1956	Foramen magnum decompression for Chari Malformation
1957	Dorsal column stimulation for backache in failed back syndrome
1958	Surgery for recurrent disc prolapse/epidural fibrosis
1959	Decompressive cranectomy for hemishpherical acute subdural haematoma/brain swelling/large infarct
1960	Intra-arterial thrombolysis with tPA for ischemic stroketTpa-activated thromboplastin)
1961	Endoscopic aspiration of intracerebellar haematoma
1962	Steriotactic Radiosurgery for brain pathology(X kinfe/Gamma ) - ONE session
1963	Steriotactic Radiosurgery for brain pathology(X kinfe/Gamma knife -Two or more sessions
1964	Chemotheraphy wafers for malignant brain tumors
1965	Battery Placement for DBS

1966	Baclofen pump implantation for spasticity
1967	Peripheral Nerve tumor surgery
1968	Surgery Intra Cranial Meningioma
1969	Surgery for Intracranial Schwannoma
1970	Surgery for Gliomas
1971	Surgery for Orbital tumors
1972	Surgery for Cranial (Skull) tumors
1973	Surgery for Scalp AVM's
1974	Kyphoplasty
1975	Lesioning procedures for parkinsons disease, Dystonia etc.
1976	Steriotactic aspiration of intracerebral haematoma
1977	Evacuation of Brain Abscess by craniotomy
	<b>Surgical Oncology</b>
1978	Thyroidectomy any type in malignant conditions
1979	Parathyroidectomy in malignant conditions
1980	Unilateral Adrenalectomy in malignant conditions
1981	Laparoscopic Biilateral adrenalectomy in malignant conditions
1982	Maxillectomy + Orbital Exenteration in malignant conditions
1983	Orbital Exenteration in malignant conditions
1984	Sleeve Resection of Ear in malignant conditions
1985	Hemiglossectomy in malignant conditions
1986	Total Glossectomy + Reconstruction in malignant conditions(25.59)
1987	Parotidectomy any type in malignant conditions
1988	Excision of Submandibular gland in malignant conditions
1989	Palatectomy any type in malignant conditions
1990	Full Thickness Buccal Mucosal Resection & Reconstruction in malignant conditions(27.59)
1991	Resection of Nasopharyngeal Tumor in malignant conditions
1992	Excision of Parapharyngeal tumours in malignant conditions
1993	Laryngectomy Any Type in malignant conditions
1994	Laryngopharyngo Oesophagectomy in malignant conditions
1995	Tracheostomy- oncosurgery
1996	Tracheal Resection in malignant conditions
1997	Solitary Lung Metastatectomy in malignant conditions
1998	Lung Metastatectomy multiple in malignant conditions
1999	Sleeve Resection of Lung Cancer
2000	Lobectomy for Carcinoma Lung
2001	Pneumonectomy for Carcinoma Lung
2002	Intercostal Drainage(Icd) in malignant conditions
2003	Resection of mediastinal tumors in malignant conditions
2004	Superior Mediastinal Dissection+Sternotomy in malignant conditions(77.31)
2005	Surgical Resection of Soft tissue /Bone tumors of Chest wall
2006	Surgical Resection and Reconstruction of Soft tissue /Bone tumors of Chest wall in malignant conditions
2007	Surgical Correction of Bronchopleural Fistula - Transpleural BPF Closure in malignant conditions
2008	Micro Vascular Reconstruction in malignant conditions
2009	Neck Dissection Any Type in malignant conditions
2010	Retro Peritoneal Lymph Node Dissection Rplnd As Part Of Staging in malignant conditions
2011	Axillary Dissection in malignant conditions
2012	Inguinal Block Dissection One Side in malignant conditions
2013	Retro Peritoneal Lymph Node Dissection(Rplnd) (For Residual Disease) in malignant conditions
2014	Splenectomy in malignant conditions
2015	Oesophagectomy Any Type in malignant conditions
2016	Oesophagectomy With Two Field Lymphadenectomy in malignant conditions(40.59)
2017	Oesophagectomy With Three Field Lymphadenectomy in malignant conditions(40.59)
2018	Substernal Gastric Bypass in malignant conditions
2019	Gastrectomy Any Type in malignant conditions
2020	Gastrostomy in malignant conditions

2021	Gastro Jejunostomy in malignant conditions
2022	Small Bowel Resection in malignant conditions
2023	Colectomy Any Type in malignant conditions
2024	Ileotransverse Colostomy in malignant conditions
2025	Colostomy in malignant conditions
2026	Ileostomy in malignant conditions
2027	Jejunostomy in malignant conditions
2028	Ileostomy Closure in malignant conditions
2029	Colostomy Closure in malignant conditions
2030	Abdomino Perineal Resection (Apr) + Sacrectomy in malignant conditions(77.99)
2031	Anterior Resection of rectum in malignant conditions
2032	Posterior Exenteration for Carcinoma Rectum
2033	Total Exenteration for Carcinoma Rectum
2034	Radical Cholecystectomy in malignant conditions
2035	Hepatectomies in malignant conditions
2036	Distal Pancreatectomy in malignant conditions
2037	Other Bypasses-Pancreas in malignant conditions
2038	Abdominal Wall Tumor Resection in malignant conditions
2039	Resection With Reconstruction of Abdominal wall Tumors in malignant conditions
2040	Resection Of Retroperitoneal Tumors in malignant conditions
2041	Open Partial Nephrectomy
2042	Radical Nephrectomy
2043	Nephroureterectomy For Transitional Cell Carcinoma Of Renal Pelvis in malignant conditions
2044	Urinary Diversion in malignant conditions(56.6/56.7)
2045	Suprapubic cystostomy
2046	Other Cystectomies in malignant conditions
2047	Open radical cystectomy with Ilealconduit diversion
2048	Radical Prostatectomy in malignant conditions
2049	High Orchidectomy
2050	Emasculatation in malignant conditions
2051	Partial Penectomy
2052	Surgery For Carcinoma Ovary Early Stage
2053	Unilateral /BilateralSalpingo Oophorectomy in malignant conditions(65.6.1)
2054	Ovarian cystectomy in malignant conditions
2055	Surgery For Carcinoma Ovary Advance Stage
2056	Radical Trachelectomy in malignant conditions
2057	Hysterectomy in malignant conditions
2058	Radical Hysterectomy in malignant conditions
2059	Total Abdominal Hysterectomy(Tah) + Bilateral Salpingo Oophorectomy (Bso) + Bilateral Pelvic Lymph Node Dissection (Bplnd) + Omentectomy in malignant conditions
2060	Radical Hysterectomy +Bilateral Pelvic Lymph Node Dissection (Bplnd) + Bilateral Salpingo Oophorectomy (Bso) / Ovarian Transposition in malignant conditions
2061	Anterior Exenteration - Carcinoma Cervix
2062	Posterior Exenteration - Carcinoma Cervix
2063	Total Pelvic Exenteration - Carcinoma Cervix
2064	Supra Levator Exenteration - Carcinoma Cervix
2065	Radical Vaginectomy in malignant conditions
2066	Radical Vaginectomy + Reconstruction(70.62)
2067	Vulvectomy in malignant conditions
2068	Hemimandibulectomy in malignant conditions
2069	Marginal Mandibulectomy in malignant conditions
2070	Maxillectomy Any Type in malignant conditions
2071	Cranio Facial Resection in malignant conditions
2072	Resection of Lateral Temporal Bone in malignant conditions
2073	Subtotal Resection of Temporal Bone in malignant conditions
2074	Total Resection of Temporal Bone in malignant conditions
2075	Maxillectomy + Infratemporal Fossa Clearance in malignant conditions

2076	Bone Resection in malignant conditions
2077	Surgery (removal) for Bone/Soft tissue tumors-Without Prosthesis in malignant conditions(83.49)
2078	Surgery (removal) for Bone / Soft tissue tumors-With Custom Made Prosthesis in malignant conditions(83.49+84.40)
2079	Surgery (removal) for Bone / Soft tissue tumors-With Modular Prosthesis in malignant conditions(83.49+84.40)
2080	Bone and Soft Tissue Tumors Amputation in malignant conditions(83.49)
2081	Shoulder Girdle Resection in malignant conditions
2082	Sacral Resection in malignant conditions
2083	Forequarter Amputation in malignant conditions
2084	Hemipelvectomy in malignant conditions
2085	Internal Hemipelvectomy in malignant conditions
2086	Curettage & Bone Cement in malignant conditions
2087	Lumpectomy
2088	Wide Excision - Breast in malignant conditions
2089	Mastectomy Any Type in malignant conditions
2090	Breast Reconstruction Surgery
2091	Skin Tumors Wide Excision in malignant conditions
2092	Skin Tumors wide Excision + Reconstruction in malignant conditions(86.6/86.7)
2093	Reconstructon with Myocutaneous / Cutaneous Flap in malignant conditions
2094	Composite Resection & Reconstruction - Head & Neck in malignant conditions
2095	Skin Tumors amputation in malignant conditions
2096	Abdominoperinial Resection in malignant conditions
2097	Total Penectomy
2098	Segmental Mandibulectomy
2099	Tracheal Resection in malignant conditions(CA. THYROID)
2100	Surgical Resection of Soft tissue /Bone tumors of Chest wall
2101	Head and Neck - Wide Excision
2102	Bilateral Orchidectomy
2103	Soft Tissue And Bone Tumors Wide Excision
2104	Soft Tissue And Bone Tumors Wide Excision + Reconstruction
2105	Bilateral Pelvic Lymph Node Dissection(BPLND)- Gynaec cancers
2106	Surgical Correction Of Bronchopleural Fistula. Thoracoplasty in malignant condition
2107	Surgical Correction Of Bronchopleural Fistula. Myoplasty in malignant condition
2108	Decortication
2109	Anterior Exenteration (CA. URINARY BLADDER)
2110	Total Exenteration (CA. URINARY BLADDER)
2111	Bilateral Pelvic Lymph Node Dissection(Bplnd) (CA. URINARY BLADDER)
2112	Vascular reconstruction with synthetic graft in malignant conditions
2113	Vascular reconstruction with auto graft in malignant conditions
2114	Vascular isolation and perfusion in malignant conditions
2115	Uni-lateral Inguinal Block Dissection in malignant conditions
2116	Bi-lateral Ilioinguinal block dissection in malignant conditions
2117	Popliteal lymphadenectomy in malignant conditions
2118	IVC thrombectomy in malignant conditions
2119	IVC filters for tumour thrombus in malignant conditions
2120	Inoperable Laparotomy in malignant conditions
2121	Diagnostic Laparoscopy in malignant conditions
2122	Wide local excision in malignant conditions
2123	Wide local excision + reconstruction
2124	Isolated limb perfusion-hyperthermia in malignant conditions
2125	Operation for Carcinoma Lip - Vermilionectomy
<b>Medical Oncology</b>	
2126	Prostate Cancer with Hormonal Therapy
2127	Chemotherapy for Breast Cancer with Adriamycin / Cyclophosphamide (Ac)
2128	Chemotherapy for Oesophageal Cancer with Cisplatin/5fu
2129	Chemotherapy for Gastric Cancer with 5-Fu Leucovorin (Mcdonald Regimen)

2130	Chemotherapy for Vulval Cancer with Cisplatin/5-Fu
2131	Chemotherapy for Breast Cancer with Ac (Ac Then T)
2132	Chemotherapy for Colorectal Cancer with Monthly 5-Fu
2133	Chemotherapy for Bladder Cancer with Weekly Cisplatin.
2134	Chemotherapy for Colorectal Cancer with 5-Fluorouracil-Oxaliplatin Leucovorin (Folfox) (Stage III Only)
2135	Chemotherapy for Vaginal Cancer with Cisplatin/5-Fu
2136	Chemotherapy for Bone Tumors with Cisplatin/Adriamycin
2137	Chemotherapy for Bone Tumors - Hodgkin Lymphoma disease with Adriamycin Bleomycin Vinblastine Dacarbazine (Abvd)
2138	Chemotherapy for Non Hodgkin Lymphoma with Cyclophosphamide Adriamycin Vincristine Prednisone (Chop)
2139	Chemotherapy for Breast Cancer with Paclitaxel
2140	Chemotherapy for Bladder Cancer with Methotrexate Vinblastine Adriamycin Cyclophosphamide (Mvac)
2141	Chemotherapy for Multiple Myeloma with Vincristine, Adriamycin,Dexamethasone(Vad)
2142	Chemotherapy for Multiple Myeloma with Thalidomide+Dexamethasone(Oral)
2143	Chemotherapy for Multiple Myeloma with Melphalan Prednisone (Oral)
2144	Chemotherapy for Wilms Tumor with Siopwts Regimen(Stages I-III)
2145	Chemotherapy for Ovarian cancer with Carboplatin / Paclitaxel
2146	Chemotherapy for Hepatoblastoma operable with Cisplatin -Adriamycin
2147	Chemotherapy for Childhood B cell Lymphoma with variable regimen
2148	Chemotherapy for Neuroblastoma (Stages I-III ) with Variable Regimen
2149	Chemotherapy for Retinoblastoma with Carbo/Etoposide/Vincristine
2150	Chemotherapy for Breast Cancer with 5- Fluorouracil A-C (Fac)
2151	Chemotherapy for Breast Cancer with Cyclophosphamide/ Methotrexate / 5fluorouracil (Cmf)
2152	Chemotherapy for Histiocytosis with Variable Regimen
2153	Chemotherapy for Rhabdomyosarcoma with Vincristine-Actinomycin-Cyclophosphamide(Vactc) Based Chemo
2154	Chemotherapy for Ewings Sarcoma with Variable Regimen
2155	Chemotherapy for Acute Myeloid Leukemia with Induction Phase
2156	Chemotherapy for Ovarian cancer with Germ Cell Tumor Bleomycin-Etoposide-Cisplatin (Bep)
2157	Chemotherapy for Acute Myeloid Leukemia with Consolidation Phase
2158	Chemotherapy for Acute Myeloid Leukemia with Maintenance phase
2159	Chemotherapy for Acute Lymphoblastic Leukemia with Induction 1st And 2nd Months
2160	Chemotherapy for Acute Lymphoblastic Leukemia with Induction 3rd, 4th, 5th
2161	Chemotherapy for Non SMAL cell Lung Cancer with Cisplatin/Etoposide (Iiib)
2162	Chemotherapy for Acute Lymphoblastic Leukemia with Induction Maintenance
2163	Palliative Chemotherapy for unlisted Regimen
2164	Chemotherapy for Breast Cancer with Tamoxifen Tabs
2165	Palliative And Supportive Therapy for terminally ill cancer patient
2166	Chemotherapy for Acute Myeloid Leukemia with Xelox Along With Adjuvant Chemotherapy Of As-I
2167	Chemotherapy for Multiple myeloma with Zoledronic Acid Along With Adjuvant Chemotherapy Of As-I
2168	Chemotherapy for low risk Gestational trophoblast DS with Weekly Methotrexate
2169	Chemotherapy for Febrile Neutropenia with 1st Line Iv Antibiotics And Other Supportive Therapy ( Third Generation Cephalosporin, Aminoglycoside Etc.,)
2170	Chemotherapy for Febrile Neutropenia with 2nd Line Iv Antibiotics And Other Supportive Therapy(Carbapenems, Fourth Generation Cephalosporins, Piperacillin, Anti-Fungal . Azoles Etc.,)
2171	Chemotherapy for Breast Cancer with Aromatase Inhibitors
2172	Chemotherapy for low risk Gestational trophoblast DS with Actinomycin
2173	Chemotherapy for Cervical Cancer with Weekly Cisplatin
2174	Chemotherapy for high risk Gestational trophoblast DS with Etoposide-Methotrexate -Actinomycin / Cyclophosphamide Vincristine (Ema-Co)
2175	Chemotherapy for Testicular Cancer with Bleomycin with Etoposide-Cisplatin (Bep)
2176	Chemotherapy for Non SMAL cell Lung Cancer with Erlotinib

2177	Chemotherapy for Non SMAL cell Lung Cancer with GEFITINIB
2178	Chemotherapy for Non SMAL cell Lung Cancer with Paclitaxel /Carboplatin
2179	Chemotherapy for Non SMAL cell Lung Cancer with PEM + Cisplatin
2180	Chemotherapy for Gastric Cancer with EOX
2181	Chemotherapy for Gastric Cancer with Gemcitabine+Oxaliplatin
2182	Chemotherapy for Gastric Cancer with Gemcitabine / Cisplatin
2183	Chemotherapy for Gastric Cancer with Imatinib(CML)
2184	Chemotherapy for Gastric Cancer with Def
2185	Chemotherapy for Colorectal Cancer with Capecitabine + bevacizumab (metastatic)
2186	Chemotherapy for Colorectal Cancer with Capecitabine + Oxalipantia (adjuvant) and metastatic
2187	Chemotherapy for Colorectal Cancer with Capacitabine
2188	Chemotherapy for Non Hodgkin Lymphoma with R - chop
2189	Chemotherapy for Neuroblastoma (Stages I-III ) PCV (medulloblastoma)
2190	Chemotherapy for Multiple myeloma with Lenalidomide dexa
2191	Chemotherapy for Multiple myeloma with MPT(myeloma)
2192	Chemotherapy for Multiple myeloma with Imatinib (GSIT)
2193	Chemotherapy for Chronic lymphoid leukemia with Benadamustine
2194	Chemotherapy for Chronic lymphoid leukemia with Chilorambucil
2195	Chemotherapy for Chronic lymphoid leukemia with IA
2196	Chemotherapy for Chronic lymphoid leukemia with Imatinib(CML)
2197	Chemotherapy for Chronic lymphoid leukemia with Sunitinib
2198	Chemotherapy With Temozolamide(brain tumours)
2199	Chemotherapy With Benadamustin -RITUXIMAB
2200	Chemotherapy With TIP(GCT 2nd line)
2201	Chemotherapy for Breast Cancer with Docetaxel
2202	Chemotherapy for Cervical Cancer with Weekly Cisplatin
2203	Chemotherapy for high risk Gestational trophoblast DS with Etoposide-Methotrexate -Actinomycin / Cyclophosphamide Vincristine (Ema-Co)
2204	Chemotherapy for Testicular Cancer with Bleomycin with Etoposide-Cisplatin (Bep)
2205	Chemotherapy Chemotherapy for Hepatoblastoma operable with Sorafenib
2206	Chemotherapy with Capeiri(metastatic)
2207	Chemotherapy with Capeox(adjuvant) and metastatic
2208	2 D Planing
2209	IGRT(Image guided radiotherapy)
2210	Respiratory Gating-alongwith Linear accelerator planning
2211	Electron beam with Linear accelerator
2212	Tomotherapy
2213	Intraluminal
2214	Surface mould
2215	GLIADAL WAFER
2216	PICC line (peripherally inserted Central canulisation)
	<b>Radiation Oncology</b>
2217	Brachytherapy Intracavitary I. Ldr Per Application
2218	Brachytherapy Intracavitary II. Hdr Per Application
2219	Radical Treatment with Cobalt 60 External Beam Radiotherapy
2220	Palliative Treatment with Cobalt 60 External Beam Radiotherapy
2221	Adjuvant Treatment with Cobalt 60 External Beam Radiotherapy
2222	Radical Treatment With Photons External Beam Radiotherapy (on Linear Accelerator)
2223	Palliative Treatment With Photons External Beam Radiotherapy (on Linear Accelerator)
2224	Adjuvant Treatment With Photons/Electrons / (92.25)External Beam Radiotherapy (on Linear Accelerator)
2225	Brachytherapy Interstitial I. Ldr Per Application
2226	Brachytherapy Interstitial II. Hdr One Application And Multiple Dose Fractions
2227	Specialized Radiation therapy- IMRT (Intensity modulated radiotherapy) Upto 40 Fractions IMRT In 8 Weeks
2228	Specialized Radiation therapy - 3DCRT(3-D conformational radiotherapy)Upto 30 Fractions 3DCRT In 6 Weeks



2229	Specialized Radiation therapy - SRS/SRT Upto 30 Fractions In SRS/SRT 6 Weeks
	<b>Plastic surgery</b>
2230	Surgical correction for Craniosynostosis
2231	Surgical Correction of Nerve and Tendon Repair + Vascular Repair (82.4+39.3)
2232	Surgical Correction of anamolies of Ear (cup & bat ears)
2233	Surgical correction for Vascular malformations
2234	Reconstructive procedures for vaginal atresia
2235	Surgical Correction of lid retraction with Tumour of Mandible And Maxilla
2236	Surgical correction for Congenital Deformity of Hand (Per Hand)
2237	Surgical Correction of Leprosy Reconstructive Surgery
2238	Post Burn Contracture Surgeries - Mild
2239	Post Burn Contracture Surgeries - Moderate
2240	Post Burn Contracture Surgeries - Severe
2241	Reduction Surgery For Filarial Lymphoedema
2242	Surgical Management of 40% mixed burns
2243	Surgical Management of 50% mixed burns
2244	Surgical Management of 60% mixed burns
2245	Surgical Management of above 60% mixed burns
2246	Surgical Correction of Hemifacial Atrophy
2247	Surgical Correction of hemifacial microsomia
2248	Surgical Management of Syndactyly of Hand For Each Hand
2249	Conservative management of 40% burns
2250	Conservative management of 50% burns
2251	Surgical Management Of Cleft Lip
2252	Surgical correction of Cleft Palate
2253	Surgical corection of Velo-Pharyngeal Incompetence
2254	Reconstruction or prosthetic appliance for absent ear
2255	Management of electrical burns with vitals exposed with flap cover
2256	Correction of lid retraction
2257	Surgery for Tm Joint Ankylosis
2258	Free Grafts - Large Area 10%
2259	Free Grafts - Theirech- Small Area 5%
2260	Free Grafts - Very Large Area 20% and above
2261	Free Grafts - Wolfe Grafts
2262	Skin Flaps - Rotation Flaps
2263	Upto 30% burns first dressing
2264	Upto 30% burns subsequent dressing
2265	Excision and Skin Graft of Venous Ulcer
2266	Primary Suturing of Wound
2267	Injection of Keloids - Ganglion /Ganglion Sclerotherapy
2268	Skin Flaps - Advancement Flaps
2269	Skin Flaps - Direct- cross Leg Flaps- Cross Arm Flap
2270	Skin Flaps - Cross Finger
2271	Skin Flaps - Abdomil
2272	Skin Flaps - Thoracic
2273	Skin Flaps - Arm Etc.
2274	Injection of Keloids - Haemangioma
2275	Subcutaneous Pedicle Flaps Raising
2276	Subcutaneous Pedicle Flaps Delay
2277	Subcutaneous Pedicle Flaps Transfer
2278	Cartilate Grafting
2279	Reduction of Facial Fractures of Nose
2280	Nose fractures with implants
2281	Maxilla fractures lefort II
2282	Surgical Correction Of Fracture Lefort III
2283	Maxilla fractures lefort III
2284	Reduction of Fractures of Mandible & Maxilla - Eye Let Splinting

2285	Reduction of Fractures of Mandible & Maxilla - Cast Metal Splints
2286	Reduction of Fractures of Mandible & Maxilla - Gumming Splints
2287	Internal Wire Fixation of Mandible & Maxilla
2288	Primary Bone Grafting for alveolar cleft in Cleft Lip
2289	Secondary Surgery for Cleft Lip Deformity
2290	Secondary Surgery for Cleft Palate
2291	Reconstruction of Eyelid Defects - Minor
2292	Reconstruction of Eyelid Defects - Major
2293	Plastic Surgery of Different Regions of the Ear - Minor
2294	Plastic Surgery of Different Regions of the Ear - Major
2295	Plastic Surgery of the Nose - Minor
2296	Plastic Surgery of the Nose - Major
2297	Reconstructive surgery for facial palsy -micro vascular
2298	Reconstructive surgery for facial palsy -conventional
2299	Pendulous Breast - Mammoplasty
2300	Underdeveloped Breast Mammoplasty
2301	After Mastectomy (Reconstruction)Mammoplasty
2302	Dermabrasion Face
2303	30% to 50% Burns 1st Dressing
2304	30% to 50% Burns Subsequent Dressing
2305	Extensive Burn -above 50% First Dressing
2306	Extensive Burn -above 50% Subsequent dressing
2307	Corrective surgery for Hyperchalonism elecanthes
2308	Tarsorrhaphy surgery to prevent exposure keratitis to prevent loss or impairment of vision especially in facial burns
2309	Nose deformities with functional disturbances
2310	Macroglossia Correction
2311	Micrognathia - pierre robbinsequalae
2312	Tessier cleft
2313	Palatal fistula Repair
2314	Penis reconstruction - pedicled
2315	Penis reconstruction - micro vascular
2316	Functional corrective surgery for sequel of facial injuries
2317	Orthognathic surgeries involving facial bones
2318	Panfacial fractures combination with polytrauma
2319	Frontonasothmoid fractures with implants
2320	Zygoma/orbital fractures
2321	Facial bone fractures - mandible fracture single with implants
2322	Facial bone fractures - mandible fracture multiple with implants
2323	Alveolar bone grafting with bone graft
2324	Polydactyly Repair
2325	Calvarial reconstruction
2326	Treatment for trisser fingerenosynovitis(82.2)
2327	Aplasia / hypoplasia / post traumatic loss of thumb for reconstruction - conventional surgery
2328	Aplasia / hypoplasia / post traumatic loss of thumb for reconstruction - microsurgery
2329	Tendon transfer procedure for wrist drop
2330	Corrective surgery for Cleft hand
2331	Mallet finger Surgery
2332	Boutonniere's deformity Repair
2333	Finger tip injuries Repair
2334	Compressive neuropathies
2335	Treatment for supparativechondritis
2336	Post cabg(sternal dehiscence/osdo Repair
2337	Free functional muscle transfer
2338	Corrective surgery for congenital deformities of foot (per foot)
2339	Amputation of hand / fore arm / arm / foot / leg / thigh with skin cover (84.1)
2340	Amputation of digit with skin cover(84.11)

2341	Disarticulation through shoulder
2342	Disarticulation through thigh
2343	Reimplantation / revascularization - multiple digits per finger
2344	Reimplantation / revascularization - single digit
2345	Reimplantation / revascularization - wrist
2346	Toe transfer
2347	Breast reduction for gynecomastia-male
2348	Breast reduction for gigantomachia female
2349	Nipple areola reconstruction
2350	Any raw area which needs skin grafting - mild<5%
2351	Any raw area which needs skin grafting - moderate 5-10%
2352	Any raw area which needs skin grafting - major - >10 %
2353	Debridement and primary closure for avulsion injuries(86.59)
2354	Debridement and skin grafting for avulsion injuries(86.63)
2355	Eyelid injuries / avulsions - major (more than 25% either in thickness or length)
2356	Nose injuries / avulsions- primary closure/ skin graft(86.6)
2357	Ear injuries / avulsions - primary closure/ skin graft(86.6)
2358	Lip injuries / avulsions - primary closure/ skin graft(86.6)
2359	Sub mucosal fibrosis - surgical management with grafts
2360	Extensive degloving injuries / lacerations of the face in RTA/ Animal bites with exposure of vital structures
2361	Surgical management for keloid & hypertrophic scar requiring flap cover
2362	Flap cover for trauma of the hand / forearm / arm / foot / leg / thigh etc., with exposure of the underlying vital structures like tendons, nerves, vessels, bone, with or without any fracture - flap division
2363	Crush injury hand involving loss of skin and vital parts requiring flap cover
2364	Flap cover for trauma of the hand / forearm / arm / foot / leg / thigh etc., with exposure of the underlying vital structures like tendons, nerves, vessels, bone, with or without any fracture- flap insert
2365	Micro vascular reconstruction flap (post burns, post neoplastic, trauma, post traumatic, congenital)
2366	Nose injuries / avulsions -flap cover
2367	Ear injuries / avulsions - flap cover
2368	Lip injuries / avulsions - flap cover
2369	Scar revision procedures involving natural orifices
2370	Post traumatic squeal like contractures, severe hypertrophy, unstable scars, non-healing ulcers etc.,
2371	Tissue expansion -for functional purpose
2372	Conservative management of 60% burns
<b>RADIO-ISOTOPE THERAPY</b>	
2373	131-Iodine Therapy
2374	131-Iodine Therapy <15mCi
2375	131-Iodine Therapy 15-50mCi
2376	131-Iodine Therapy 51-100mCi
2377	131-Iodine Therapy >100mCi
2378	Phosphorus-32 therapy for metastatic bone pain palliation
2379	Samarium-153 therapy for metastatic bone pain palliation
2380	Radiosynovectomy with Yttrium
<b>Polytrauma</b>	
2381	Thoracostomy
2382	Surgical Management for Abdominal Injuries
2383	Surgical management with K-Wiring for Small bone fractures (To Be Covered Along With Other Injuries Only And Not As Exclusive Procedure)
2384	Surgical Management of Patella Fracture (To Be Covered Along With Other Injuries Only And Not As Exclusive Procedure)
2385	Surgical Correction Of Pelvic Bone Fractures.
2386	Surgical Correction Of Longbone Fracture
2387	Surgical Management of Grade I&II Compound Fractures
2388	Surgical Management of Grade III Compound Fractures

2389	Surgical Management of wound In Compound Fracture with Flap cover(86.7)
2390	Management of Soft Tissue Injury
2391	Intensive care management for Chest injuries in RICU Rs. 4000/- per day
2392	Intensive care managementof Neuro Surgical Trauma in Neuro Icu @Rs.4000/Day
2393	Intensive care management for Abdominal Injuries In Surgical ICU
2394	Amputation Surgery
2395	Medical Management for Neuro surgical trama in General Ward
2396	Surgical Treatment (Up To) for Neuro Surgical Trauma
2397	Conservative management for Chest injuries in General Ward
2398	Surgical Treatment for Chest injuries
2399	Conservative management for Abdominal Injuries In General Ward
2400	Tracheostomy
2401	Surgical Management with Facial Bone Fractures (Facio- Maxillary Injuries)
<b>Cochlear Implant Surgery (CIS)</b>	
2402	Post Switch On Mapping/Initiation Of AVT And Training Of Child And Mother - Second Installment
2403	Post Switch On Mapping/Initiation Of AVT And Training Of Child And Mother - Third Installment
2404	Post Switch On Mapping/Initiation Of AVT And Training Of Child And Mother - Fourth Installment
2405	Behind Ear Analogue Hearing Aid for Hearing impaired
2406	Cochlear Implant Surgery
2407	Initial Mapping/Switch On for Auditory - Verbal Therapy
2408	Post Switch On Mapping/Initiation Of AVT And Training Of Child And Mother - First Installment
<b>Prosthesis</b>	
2409	SYMES Prosthesis - High Density Ppolyethylene (HDP) / Polypropylene (PP)
2410	SYMES Prosthesis - Fibre
2411	SYMES Prosthesis - Modular
2412	Upper Limb - High Density Ppolyethylene (HDP) / Polypropylene (PP)
2413	Upper Limb - Fibre
2414	Upper Limb - Modular
2415	Whole Upper Limb - High Density Ppolyethylene (HDP) / Polypropylene (PP)
2416	Whole Upper Limb - Fibre
2417	Whole Upper Limb - Modular
2418	Above Elbow - High Density Ppolyethylene (HDP) / Polypropylene (PP)
2419	Above Elbow - Fibre
2420	Above Elbow - Modular
2421	Above Knee - High Density Ppolyethylene (HDP) / Polypropylene (PP)
2422	Above Knee - Fibre
2423	Above Knee - Modular
2424	Below Knee/Petellar Tendon Bearing - High Density Ppolyethylene (HDP) / Polypropylene (PP)
2425	Below Knee/Petellar Tendon Bearing - Fibre
2426	Below Knee/Petellar Tendon Bearing - Modular
2427	Through Knee - High Density Ppolyethylene (HDP) / Polypropylene (PP)
2428	Through Knee - Fibre
2429	Through Knee - Modular
2430	Hip disarticulation prostheses - Hdp/Pp
2431	Hip disarticulation prostheses - Fibre
2432	Hip disarticulation prostheses - Modular
2433	Hip disarticulation prostheses - Partial Foot Prostheses
<b>Dental surgery</b>	
2434	Fistulectomy
2435	Sequestrectomy
2436	Tumour excision
2437	Apisectomy including LA
2438	Cyst under LA (Large)
2439	Cyst under LA (Small)
2440	Flap operation per Tooth

2441	Gingivectomy per Tooth
2442	Impacted Molar including LA
2443	Flap Operation per quadrant
2444	Gingivectomy per quadrant
2445	Reduction & immobilisation of fracture- Maxilla Under LA
2446	Reduction & immobilisation of fracture-Mandible Under LA
2447	splints/Cirucum mandibular wiring under LA
2448	splints/Cirucum mandibular wiring under GA
2449	Internal wire fixation/plate fixation of Maxilla under LA
2450	Internal wire fixation/plate fixation of Maxilla under GA
2451	Internal wire fixation/plate fixation of Mandible under LA
2452	Internal wire fixation/plate fixation of Mandible under GA
2453	Extraction per tooth under LA
2454	Complicated Ext. per Tooth under LA
2455	Extraction of impacted tooth under LA
2456	Extraction in mentally retarded/patients with systemic diseases/patient with special needs under short term GA
2457	Cyst & tumour of Maxilla /mandible by enucleation/excision/marsupialisation upto 4 cms under LA
2458	Cyst & tumour of Maxilla/mandible by enucleation/excision/marsupialisation size more than 4 cms under LA
2459	Cyst & tumour of Maxilla/mandible by enucleation/excision/marsupialisation size more than 4 cms under GA
2460	TM joint ankylosis- under GA
2461	Biopsy Intraoral-Soft tissue
2462	Biopsy Intraoral-Bone
2463	Hemi-mandibulectomy with graft
2464	Hemi-mandibulectomy without graft
2465	Segmental-mandibulectomy with graft
2466	Segmental-mandibulectomy without graft
2467	Maxillectomy- Total with graft
2468	Maxillectomy- Total without graft
2469	Maxillectomy- partial with graft
2470	Maxillectomy- partial without graft
2471	Release of fibrous bands & grafting -in (OSMF) treatment under GA
2472	Pre-prosthetic surgery- Alveoloplasty
2473	Pre-prosthetic surgery - ridge augmentation
2474	Root cal Treatment(RCT) Anterior teeth
2475	Root cal Treatment(RCT) Posterior teeth
2476	Apicoectomy- Single root
2477	Apicoectomy-Multiple roots
2478	Metal Crown-per unit
2479	Metal crown with Acrylic facing per unit
2480	Complete single denture-metal based
2481	Complete denture- acrylic based per arch
2482	Removable partial denture-Metal based-upto 3 teeth
2483	Removable partial denture-Metal based-more than 3 teeth
2484	Removable partial denture-Acrylic based-upto 3 teeth
2485	Removable partial denture-Acrylic based-more than 3 teeth
2486	Amalgum restoration-per tooth
2487	Composite Restoration-per tooth-anterior tooth
2488	Glas Ionomer-per tooth
2489	Scaling & polishing
2490	Removable Orthodontics appliance- per Arch
2491	Fixed Orthodontics-per Arch
2492	Space maintainers-Fixed
2493	Habit breaking appliances-removable
2494	Habit breaking appliances-Fixed

2495	Expansion plate
2496	Feeding appliance for cleft palate
2497	Surgical Placement Of Eye Prosthesis With Implants
2498	Surgical Placement Of Nose Prosthesis With Implants
2499	Surgical Placement Of Zygomatic Implants Under G.A
2500	Functional orthodontic appliances
2501	Obturator (Maxillo-facial)
2502	Occlusal night guard(splint)
2503	Surgical Management of Naso Ethmoidal Floor Fracture - G.A
2504	Surgical Closure Oro-Nasal Fistula
2505	Sinus Lift Procedure Without Grafting (22.39)
2506	Sinus Lift Procedure With Grafting (22.39/76.91)
2507	Application Of Pit & Fissure Sealants (Pedo)
2508	Temporary Filling Per Tooth
2509	Tooth Coloured Restoration Per Tooth
2510	Fabrication & Cementation Of Inlay & Onlay-Ceramic
2511	Fabrication & Cementation Of Inlay & Onlay-Metal
2512	Flouride Gel Application (Pedo)
2513	Treatment Under Conscious Sedation
2514	Vital Bleaching Procedure For 8 Upper Teeth
2515	Preparation & Cementation Of Anterior All Ceramic Laminates
2516	Atraumatic Restorative Treatment
2517	Pulpotomy & Pulpectomy With Ssc
2518	Management Of Avulsed Tooth
2519	Surgical Placement Of Dental Implants Under L.A
2520	Treatment with Micro Implants (Each)
2521	Root Canal Treatment - Deciduous Tooth
2522	Root Canal Treatment With Hemisection Of Root
2523	Root Resection
2524	Extraction Of Deep Bony Impacted Tooth Under G.A.
2525	Preparation And Cementation Of Acrylic Crown
2526	Preparation & Cementation Of Anterior All Ceramic Crown
2527	Placement Of Stainless Steel Crown (Per Tooth)
2528	Fibre Post & Core Restoration With Anterior All Ceramic Crown (23.4)
2529	Fibre Post & Core Restoration With Metal Ceramic Crown (23.4)
2530	Metal Post & Core Restoration With Metal Ceramic Crown (23.4)
2531	Fabrication & Insertion Of Removable Appliance (Upper / Lower )
2532	Fabrication & Insertion Of Removable Functional Appliance
2533	Fabrication & Insertion Of Removable Partial Denture- Single Tooth
2534	Fabrication & Insertion Of Removable Retainers-Each Arch
2535	Fabrication & Insertion Of Removable Space Maintainers (Pedo)
2536	Treatment With Inclined Plane
2537	Operculectomy
2538	Sub Gingival Curretage Per Quadrant
2539	Crown Lengthening Procedure (24.6)
2540	Root Coverage Procedure (Per Tooth)
2541	Osseous Surgery
2542	Flap Surgery With Bone Grafting (Per Quadrant)
2543	Free Gingival Graft-Gum Surgery
2544	Gingival De Pigmentation Procedure
2545	Local Drug Delivery -Periodontal Treatments
2546	Resection And Reconstruction (Tumor) (76.46)
2547	Excision Of Growth Under L.A.
2548	Surgical Management Of Cyst(> 2.5 cm) Under G.A.
2549	Excision Of Growth Under G.A.
2550	Excision Of Precancerous Lesions Under L.A
2551	Excision Of Precancerous Lesions Under G.A

2552	Excision Of Precancerous Lesions With Grafting (76.91)
2553	Surgical Excision With Grafting (76.91)
2554	Enucleation Of Cyst/ Tumor
2555	Rapid Maxillary Expansion With Hyrax Screwifr Palatal Expanders
2556	Treatment With Temporary Anchorage Devices
	<b>Critical care</b>
2557	Medical Management of Acute Bronchitis with Pneumonia and Respiratory Failure
2558	Medical Management of COPD with Respiratory Failure (Infective Exacerbation)
2559	Medical Management of Acute Severe Asthma With Acute Respiratory Failure
2560	Medical Management of ARDS
2561	Medical Management of ARDS with DIC (Blood & Blood Products) (D65)
2562	Intensive care management of Septic Shock
2563	Medical Management of Poisoning Requiring Ventilatory Assistance
2564	Medical Management of ARDS with Multi Organ failure (R65.1)
	<b>General Medicine</b>
2565	Medical Management of Tb Meningitis
2566	Medical Management of Cerebral Malaria
2567	Medical Management of Chelation Therapy For Thalassemia Major
2568	Medical Management of Thrombocytopenia With Bleeding Diathesis
2569	Medical Management of Other Coagulation Disorders
2570	Medical Management of Metabolic Coma Requiring Ventilatory Support
2571	Medical Management of Snake Bite Requiring Ventilator Support
2572	Medical Management of Scorpion Sting Requiring Ventilator Support
2573	Medical Management of Hemophilia (D67/D68.0)
2574	Respiratory tuberculosis, bacteriologically and histologically confirmed
2575	Acute hepatitis A
2576	Acute hepatitis B
2577	Other acute viral hepatitis
2578	Chronic viral hepatitis
2579	Unspecified viral hepatitis
2580	Diarrhoea and gastroenteritis of presumed infectious origin
2581	Viral and other specified intestinal infections
2582	Other bacterial intestinal infections
2583	Other bacterial foodborne intoxications, not elsewhere classified
2584	Dengue fever [classical dengue
2585	Dengue haemorrhagic fever
2586	Plasmodium falciparum malaria
2587	Plasmodium vivax malaria
2588	Plasmodium malariae malaria
2589	Other parasitologically confirmed malaria
2590	Unspecified malaria
2591	Typhoid and paratyphoid fevers
2592	Essential (primary) hypertension
2593	Viral pneumonia, not elsewhere classified
2594	Pneumonia due to Streptococcus pneumoniae
2595	Pneumonia due to Haemophilus influenzae
2596	Bacterial pneumonia, not elsewhere classified
2597	Pneumonia due to other infectious organisms, not elsewhere classified
2598	Pneumonia in diseases classified elsewhere
2599	Pneumonia, organism unspecified
2600	Gestational [pregnancy-induced] hypertension without significant proteinuria
2601	Gestational [pregnancy-induced] hypertension with significant proteinuria
2602	Subarachnoid haemorrhage
2603	Other nontraumatic intracranial haemorrhage
2604	Stroke, not specified as haemorrhage or infarction
2605	Bronchitis, not specified as acute or chronic
2606	Simple and mucopurulent chronic bronchitis

2607	Unspecified chronic bronchitis
2608	Emphysema
2609	Acute tubulo-interstitial nephritis
2610	Neonatal jaundice due to other excessive haemolysis
2611	Neonatal jaundice from other and unspecified causes
2612	Acute and subacute endocarditis
2613	Viral meningitis
2614	Amoebiasis
2615	Medical Management of Myelodysplastic Syndromes
2616	Medical Management of Pancytopenia
2617	Medical Management of Anaemias (Less Than 7 Gms)/ Heart Failure
2618	Medical Management of Periodic Paralysis
2619	Medical Management of Metabolic Encephalopathy
2620	Medical Management of Acute Rheumatic Fever
2621	Medical Management of Hypertensive Emergencies
	<b>Infectious diseases</b>
2622	Medical Management of Severe Tetanus
2623	Medical Management of Complicated Diphtheria
2624	Medical Management of Cryptococcal Meningitis
	<b>Paediatrics</b>
2625	Medical Management of Enteric Fever Complicated in Paediatric patient
2626	Medical Management of Neuro Tuberculosis in Paediatric patient
2627	Medical Management of Neuro Tuberculosis With Ventilation in Paediatric patient
2628	Medical Management of Haemophilia Including Von Willibrands disease in Paediatric patients
2629	Medical Management of Diabetic Ketoacidosis in Paediatric patient
2630	Medical Management of Meningo- Encephalitis in Paediatric patients (Ventilated)
2631	Medical Management of Encephalitis / Encephalopathy in Paediatric patient
2632	Medical Management of Convulsive Disorders/Status Epilepticus (Fits)in Paediatric patient
2633	Medical Management of Stroke Syndrome in Paediatric patient
2634	Medical Management of Severe Myocarditis in Paediatric patient
2635	Medical Management of Viral Myocarditis in Paediatric patient
2636	Medical Management of Intra Cranial Bleed in Paediatric patient
2637	Medical Management of Acute Broncho Lobar pneumonia With Empyema/ Pleural Effusion in Paediatric patients(J18.1/J43/J90)
2638	Medical Management of Acute Broncho Lobar pneumonia With Pyo Pneumothorax in Paediatric patient(J18.1/J86/J93)
2639	Medical Management of ARDS with DIC (Blood & Blood Products) (D65)- paediatrics
2640	Medical Management of Acute Hepatitis With Hepatic Encephalopathy in Paediatric patient
2641	Medical management of Acute Pancreatitis (Mild)- paediatric patients
2642	Medical Management of Acute Gastro Intestinal Bleed in Paediatric patients
2643	Medical Management of Steroid Resistant Nephrotic Syndrome Complicated Or Resistant in Paediatric patients
2644	Medical Management of Acute Renal Failure in Paediatric patient
2645	Medical Management of Acute Renal Failure With Dialysis in Paediatric patients
2646	Medical Management of Urinary Tract Infection With Complications Like Pyelonephritis And Renal Failure in Paediatric patient(N13.617.9)
2647	Medical management of term Baby With Septicemia Culture Positive,Hyperbili rubinemia Not requiring Ventilatory support.
2648	Medical management of pre-term Baby of 30 To 32 Weeks Septi cemia Ductus Arteriosus -requiring Mechanical Ventilation.
2649	Medical Management of Term Baby With Persistent Pulmonary Hypertension Ventilation-Hfo Hyperbilirubinem ia Clinically evident septicemia.
2650	Medical Management of Term Baby With Severe Perinatal Asphyxia Clinically evident septicemia, Hyperbilirubinem ia - Not requiring Ventilatory support.
2651	Medical Management of Term Baby With Severe Perinatal Asphyxia Clinically evident septicemia, Hyperbilirubinem ia - requiring Ventilatory support.
2652	Medical Management of Term Baby Severe Hyperbilirubinem ia Clinically evident Septicemia.



2653	Medical management of Seizures in term baby requiring ventilatory support.
2654	Medical Management of Necrotising Enterocolitis, Clinically evident Septicemia, Hyperbilirubinemia not requiring ventilatory support.
2655	Medical Management of Term Baby, Fulminant septicemia Culture Positive with Septic Shock, Hyperbilirubinemia Renal Failure requiring ventilatory support.
2656	Medical Management of Preterm Baby 33 To 34 Weeks with Severe Hyaline Membrane Disease Clinically evident septicemia Hyperbilirubinemia requiring Bubble Cpap.
2657	Medical Management of pre term baby of 33 To 34 Weeks with Preterm Baby Severe Hyaline Membrane Disease Clinically evident septicemia Hyperbilirubinemia requiring ventilatory support.
2658	Medical management of Preterm baby of 35 To 36 Weeks with Mild Hyaline Membrane Disease septicemia Culture Positive Hyperbilirubinemia not requiring ventilatory support.
2659	Medical management of Preterm baby of 33 To 34 Weeks with Mild Hyaline Membrane Disease septicemia Culture Positive Hyperbilirubinemia not requiring ventilatory support.
2660	Medical management of Preterm baby of 33 To 34 Weeks with severe Hyaline Membrane Disease septicemia Culture Positive Hyperbilirubinemia requiring ventilatory support/ bubble Cpap.
2661	Medical management of Preterm baby of 30 To 32 Weeks with severe Hyaline Membrane Disease septicemia Culture Positive Hyperbilirubinemia requiring Mechanical ventilatory support.
2662	Medical management of Preterm baby of 33 To 34 Weeks with severe Hyaline Membrane Disease septicemia Culture Positive Hyperbilirubinemia Patent Ductus Arteriosus- requiring Mechanical ventilatory support.
2663	Medical management of Severe Bronchiolitis (Non Ventilated)
2664	Medical Management of Severe Bronchopneumonia (Non Ventilated)
2665	Medical Management of Severe Aspiration Pneumonia (Non Ventilated)
2666	Medical Management of Severe Bronchiolitis (Ventilated)
2667	Medical Management of Severe Bronchopneumonia (Ventilated)
2668	Medical Management of Acute Severe Asthma (Ventilated)
2669	Medical Management of Severe Aspiration Pneumonia ( Ventilated)
2670	Medical Management of Congenital Heart Disease With Congestive Cardiac Failure in Paediatric patients
2671	Medical Management of Congenital Heart Disease With Infection (Non Ventilated) in Paediatric patient
2672	Medical Management of Congenital Heart Disease With Infection And Cardiogenic Shock (Ventilated) in Paediatric patients
2673	Medical Management of Febrile Seizures (Atypical- Mechanical Ventilated) in Paediatric patients
2674	Medical Management of Cardiogenic Shock in Paediatric patients
2675	Medical Management of Scorpion Sting With Myocarditis And Cardiogenic Shock Requiring Ventilatory Assistance in Paediatric patients
2676	Medical Management of Poison Ingestion/ Aspiration Requiring Ventilatory Assistance in Paediatric patients
2677	Medical management of Preterm baby of <30 Weeks with severe Hyaline Membrane Disease septicemia Culture Positive Hyperbilirubinemia requiring Mechanical ventilatory support.
2678	Medical management of pre-term Baby of <30 Weeks Severe Hyaline Membrane Disease Septicemia Culture Positive, Hyperbilirubinemia Patent Ductus Arteriosus -requiring Mechanical Ventilation.
2679	Medical Management of Guillian-Barre Syndrome-paediatric
2680	Medical Management of ARDS With Multi- Organ Failure paediatric
2681	Medical Management of ARDS Plus DIC (Blood & Blood Products) paediatric
2682	Medical Management of Infective Endocarditis- paediatric
2683	Medical Management of Meningo- Encephalitis (Non Ventilated)
2684	Medical Management of Status Epilepticus
2685	Medical Management of Acute Renal Failure
2686	MEDICAL MANAGEMENT SEPTIC SHOCK- paediatric

2687	Medical Management of Snake Bite Requiring Ventilatory Assistance- paediatric
2688	Medical Management of Acquired Heart Disease With Congestive Cardiac Failure
2689	Medical Management of Anemia Of Unknown Cause
2690	Medical Management of Pyogenic Meningitis- paediatric
2691	Medical Management of Thalassemia Major Requiring Chelation Therapy- Paediatric
2692	Medical Management of Cerebral Malaria (Falciparum)- paediatric
2693	<b>Basic Package for Neo Natal Care</b> (Package for Babies admitted for short term care for conditions like: Transient tachypnoea of newborn, Mild birth asphyxia, Jaundice requiring phototherapy, Hemorrhagic disease of newborn, Large for date babies (>4000 gm) for observational care)
2694	<b>Specialised Package for Neo Natal Care</b> (Package for Babies admitted with mild-moderate respiratory distress, Infections/sepsis with no major complications, Prolonged/persistent jaundice, Assisted feeding for low birth weight babies (<1800 gms), Neonatal seizures)
2695	<b>Advanced Package for Neo Natal Care</b> (Low birth weight babies <1500 gm and all babies admitted with complications like Meningitis, Severe respiratory distress, Shock, Coma, Convulsions or Encephalopathy, Jaundice requiring exchange transfusion, NEC)
2696	Medical Management of Acute gastritis in Paediatric patient
2697	Medical Management of Pulmonary koch's with complications in Paediatric patient
2698	Medical Management of Tetanus in Paediatric patient
2699	Medical Management of Diphtheria in Paediatric patient
2700	Medical Management of Viral haemmaragic fever with complicatons in Paediatric patient
2701	Medical Management of Viral hepatitis in Paediatric patient
2702	Medical Management of Auto immune hemolytic anemia in Paediatric patient
2703	Medical Management of Henoch - schonlein purpura in Paediatric patient
2704	Medical Management of Idiopathic thrombocytopenic purpura in Paediatric patient
2705	Medical Management of Rickets in Paediatric patient
2706	Medical Management of Muscular dystrophy in Paediatric patient
2707	Medical Management of Acute flaccid paralysis in Paediatric patient
2708	Medical Management of Rheumatic heart disease in Paediatric patient
2709	Medical Management of Croup in Paediatric patient
2710	Medical Management of Acute pharyngo tonsillitis in Paediatric patient
2711	Medical Management of Portal hypertension in Paediatric patient
2712	Medical Management of Rheumatoid Arthritis Requiring Hospitalisation
2713	Medical Management of Acute glomerulonephritis in Paediatric patient
2714	Medical Management of Nephrotic syndrome-non steriod resistant in Paediatric patient
2715	Medical Management of Renal Tubular Acidosis
2716	Medical Management of UTI (Urinary Tract Infection)
2717	Newborn (suspected to be) affected by maternal renal and urinary tract diseasesNewborn (suspected to be) affected by maternal conditions classifiable to N00-N39
2718	Medical Management of Cyanotic heart disease in Paediatric patient
	<b>Cardiology</b>
2719	Management Of Acute MI With Angiogram
2720	Medical Management of Acute MI With Cardiogenic Shock
2721	Medical Management of Acute MI Requiring IABP Pump
2722	Medical Management of Pulmonary Embolism
2723	Medical Management of Pericardial Effusion, Tamponade with Aspiriation
2724	Medical Management of Infective Endocarditis
2725	Medical Management of Complex Arrhythmias
2726	Ablation Therapy for Simple Arrhythmias
2727	Medical Management of Refractory Cardiac Failure
2728	Medical Management of Acute Mi (Conservative Management Without Angiogram)
2729	Medical Management of Accelerated Systemic Hypertension
2730	Medical Management of CAD - Chronic Stable Angina
2731	Medical Management of Acute MI-AHF-Not Requiring Ventilator
2732	Medical Management of CAD-Acute MI With Pulmonary Edema – Requiring Ventilator
2733	Medical Management of Pericardial Effusion, Tamponade without Aspiriation
2734	Medical Management Of Simple Arrhythmias

2735	CHF-Acute Decompensation-Medical Management Without Ventilator
2736	CHF-Acute Decompensation-Medical Management With Ventilator
2737	Medical Management of Chronic Heart Failure
2738	Medical Management Of Aortic Dissection
2739	Medical Management of Deep Vein Thrombosis
2740	Medical Management Of Vascular Embolisation
2741	Medical Management Of Aortoarteritis
2742	Medical Management Cardiogenic Shock (Non AMI) With Out Angiogram
2743	Medical Management Cardiogenic Shock (Non AMI) With Angiogram
	<b>Nephrology</b>
2744	Medical Management of Nephrotic Syndrome
2745	Medical Management of Rapidly Progressive Renal Failure
2746	Medical Management of AKI Without Dialysis
2747	Medical Management of Chronic Renal Failure 1 (Crf )
2748	Maintenance Hemodialysis For Crf
2749	Medical Management of Post Transplant Sepsis
2750	CAPD Peritonitis
2751	Medical Management of Acute Glomerulo Nephritis
	<b>Neurology</b>
2752	Medical Management of Neuroinfections -Pyogenic Meningitis(Bacterial)
2753	Medical Management of Neuroinfections -Fungal Meningitis
2754	Medical Management of ADEM
2755	Medical Management of Neuroinfections -Viral Meningoencephalitis (Including Herpes Encephalitis)
2756	Medical Management of Guillian-Barre Syndrome
2757	Medical Management of Chronic Inflammatory Demyelinating Polyneuropathy(CIDP)
2758	Medical Management of Neuromuscular disorders (Myasthenia Gravis)
2759	Medical Management of Acquired Myopathies
2760	Medical Management of Optic Neuritis
2761	Medical Management of Hemorrhagic Stroke/Strokes(I61/I62/I63/I64)
2762	Medical Management of Ischemic Strokes
2763	Management with Immunoglobulin Therapy - Iv
2764	Medical Management of Epilepsy - Idiopathic Neurocysticercosis Tuberculoma
2765	Medical Management of Wilson'S Disease
2766	Medical Management of Dementia
2767	Medical Management of Parkinsonism
2768	Medical Management of Migraine
2769	Medical Management of Myopathies – Hereditary
	<b>Pulmonology</b>
2770	Medical Management of Bronchiectasis with Repeated Hospitalisation>6per Year
2771	Medical Management of Pneumoconiosis
2772	Medical Management of Interstitial Lung Diseases
2773	Medical Management of Lung Abscess ,Non Resolving
2774	Medical Management of Pneumothorax (Large/Recurrent)
2775	Medical Management of Acute Respiratory Failure (Without Ventilator)
2776	Medical Management of Acute Respiratory Failure (With Ventilator)
2777	Medical Management of Cold Abscess Chest Wall
2778	Medical Management of Aspergilloma
2779	Medical Management of A.B.P.A (Alergic Broncho Pulmonary Aspergillosis)
2780	Medical Management of Sarcoidosis
2781	Medical Management of Cystic Fibrosis
2782	Medical Management of Pulmonary Vasculitis
2783	Medical Management of Pneumonias
	<b>Dermatology</b>
2784	Medical management of Pemphigus
2785	Medical management of Stevens- Johnson Syndrome
2786	Medical management of Toxic Epidermal Necrolysis

2787	Medical Management of Leprosy Reactions & Deformities (Type I & Type II)
2788	Medical Management of Chlamydial Tests
2789	Medical Management of Herpes Zoster Post Herpetic Neuralgia
2790	Medical Management of Electro/Cryocautery For Warts
2791	Medical Management of Cutaneous Malignancies -Malignant Melanoma
2792	Medical Management of Cutaneous Malignancies (Sq. Cell Ca ,Bcc, Lymphomas )
2793	Medical Management of Bullous Disorders (Pemphigoid/Pemphigois)
2794	Medical Management of Acute Contact Allergic Dermatitis
2795	Medical Management of Pustular Psoriasis
2796	Medical Management of Adverse Drug Reactions
2797	Medical Management of Acute Urticaria
2798	Medical Management of Erythema Multiforme
2799	Medical Management of Erythroderma
2800	Medical Management of Vitiligo Medical (OP Management)
2801	Medical Management of Cutaneous Vasculitis
2802	Medical Management of Dermatomyositis
2803	Medical Management of Connective Tissue Disorders - Systemic Sclerosis
2804	Medical Management of Connective Tissue Disorders - Dermatomyositis / Polymyositis
	<b>Rheumatology</b>
2805	Medical management of Scleroderma
2806	Medical management of SLE (Systemic Lupus Erythematosis)
2807	Medical management of Primary Sjogren'S Syndrome
2808	Medical management of Sle (Systemic Lupus Erythematosis) with sepsis
2809	Medical management of Mctd Mixed Connective Tissue Disorder
2810	Medical management of Vasculitis
2811	Medical Management of Anti Phospho Lipid Antibody Syndrome With Ischemia
2812	Medical Management of Severe Psoriatic Arthritis
2813	Medical Management of Juvenile Idiopathic Arthritis
2814	Medical Management of Juvenile Idiopathic Arthritis with systemic onset
2815	Medical Management of Gout
2816	Medical Management of Infection Related Arthrites
2817	Medical Management of Undifferentiated Inflammatory Arthritis
2818	Medical Management of Undifferentiated Connective Tissue Disorder
2819	Medical Management of Severe Spondylo Arthropathies
2820	Medical Management of Inflammatory Myositis
2821	Medical Management of Severe Myositis Requiring IVIG
2822	Medical Management of Osteoporosis With Recent Painful Yertebral Fracture
2823	Medical Management of Osteomalacia
	<b>Endocrinology</b>
2824	Medical management of Rhinocerebral Mucormycosis
2825	Medical Management of Grave'S Disease
2826	Medical management of Pyelonephritis in uncontrolled Diabetes melitus
2827	Medical management of Cavernous Sinus Thrombosis in uncontrolled Diabetes melitus
2828	Insulin-dependent diabetes mellitus
2829	Non-insulin-dependent diabetes mellitus
2830	Malnutrition-related diabetes mellitus
2831	Hormonal therapy for Pituitary - Acromegaly
2832	Initial evaluation and management of Hypopituitarism without growth hormone
2833	Hypopiturasim Initial Evaluation And Management With Growth Hormone
2834	Hypopiturasim Maintanance Phase Monthly Package For Growth Hormone
2835	Medical Management of Cushings Syndrome
2836	Medical Management of Precocious Puberty
2837	Medical management of Lower Respiratoy Tract Infection
2838	Medical management of Fungal Sinusitis
2839	Medical management of Cholecystitis
2840	Medical Management of Osteoporosis
2841	Hormonal therapy for Delayed Puberty Hypogonadism-Turners Syndrome

2842	Hormonal therapy for Delayed Puberty Hypogonadism-Turners Syndrome/Klinefelter Syndrome(Q98.4)
	<b>Gastroenterology</b>
2843	Medical Management of Oesophageal Varices with Sclerotherapy
2844	Medical Management of Oesophageal Varices using Variceal Banding
2845	Medical management of Gastric Varices
2846	Medical management of Oesophageal Fistula
2847	Medical Management of Infective Proctitis entero Colitis
2848	Medical Management of Abdominal Tuberculosis
2849	Medical Management - SEMS (Stent) For Paliation Of Advanced Biliary Malignancy
2850	Medical Management- SEMS (Stent) For Paliation Of Advanced Pancreatic Malignancy
2851	Medical Management - SEMS (Stent) For Paliation Of Advanced GI Malignancy
2852	Medical Management of Budd-Chiari Syndrome
2853	Medical Management of Haemorrhoids
2854	Medical Management of COPD Acute Exacerbation
2855	Medical Management of Chronic Persistent Asthama
2856	Medical Management of Bronchial Asthma (Acute and Chronic Severe)
2857	Medical Management of Inhalational Lung Injuries
2858	Medical Management of Empyema
2859	Medical Management of Pleural Effusion
2860	Medical Management of Infective Oesophagitis (Candida Viralbacterial)
2861	Medical Management ofGastro Esophageal Reflux Disease
2862	Medical management of Achalasia Cardia
2863	Medical management of Corrosive Oesophageal Injury
2864	Medical management of Corrosive Oesophageal Injury
2865	Conservative management of Oesophageal Foreign Body
2866	Conservative management of Oesophageal Perforation
2867	Medical Management of Oesophageal Perforation, Conservative Management With Stent
2868	Medical Management of Mallory Weiss Tear
2869	Medical Management of Duodenal Ulcer
2870	Medical Management of Gastric Ulcer
2871	Medical Management of Erosive Gastritis
2872	Medical Management of Gastric Outlet Obstruction
2873	Medical Management of Gastric Polyp
2874	Medical management of GAVE(Gastric Antral Vascular Ectasia)
2875	Medical Management of Crohn'S Disease
2876	Medical Management of Ulcerative Colitis
2877	Medical Management of Ischaemic Bowel Disease
2878	Medical Management of Fissure
2879	Medical Management of Rectal Polyp ; Medical Management
2880	Medical Management of Colorectal Polyps
2881	Medical Management of Solitary Rectal Ulcer Syndrome
2882	Medical Management of Radiation Proctitis
2883	Conservative management of Cirrhosis with Hepatic Encephalopathy
2884	Medical Management of Acute Liver Failure
2885	Medical Management of Cirrhosis Decompensated Including SBP, Portal HTN, Bleed
2886	Medical Management of Compensated Cirrhosis
2887	Medical Management of Liver Abscess (Amoebic, Pyogenic & Misc. Infections)
2888	Medical management of Cirrhosis with Hepato Renal Syndrome
2889	Medical Management of Gall Stone Diseases(Biliary Colic, cholangitis, cholecystitis)
2890	Medical management of Sclerosing Cholangitis
2891	Medical Management of Billiary Stricture
2892	Medical management of Acute Pancreatitis (Mild)
2893	Medical management of Acute Pancreatitis (Severe)
2894	Conservative management of Chronic Pancreatitis with Severe Pain
2895	Conservative management of Acute Pancreatitis With Pseudocyst (Infected)
2896	Medical Management of Chronic Pancreatitis With Pseudocyst Infected

2897	Medical Management of Malabsorption Syndrome
2898	Medical Management of Chronic Pancreatitis With Maldigestion
2899	Medical management of Post op stent
2900	Medical management of Post op leaks
2901	Medical Management of Upper GI Bleed
2902	Medical Management of Lower GI Bleed
2903	Conservative management of Obscure GI Bleed
2904	Medical Management of Haemoptysis For Evaluation
2905	Medical Management of Ascites Of Any Etiology (Tubercular, Malignant, Pancreatic, Biliary)
	<b>Psychiatry</b>
2906	Medical Management of Schizophrenia
2907	Medical Management of Acute Psychotic Episode
2908	Medical Management of Bipolar Affective Disorder (A. Type-1)
	<b>PMR</b>
	<b>External/ Non-invasive Interventions</b>
2909	CPR, ABLS,
2910	Nebulization,
2911	Manipulation, Ponsetti technique,
2912	Massage
2913	Postural drainage,
2914	Manual lymphatic drainage,
2915	Skin Traction
2916	Dressing
2917	Bandaging
2918	Transfer activities
2919	Self-help basic ADLs
2920	Gait training
2921	Crutch gait training
2922	Wheelchair activities/ manoeuvres
2923	POP casting
2924	Therapeutic exercises
2925	NDT, PNF
2926	Counseling
2927	Behaviour therapy
2928	Aquatic therapy
2929	Electrical stimulation, FES
2930	Strapping
2931	Splinting
2932	Orthoses
2933	Immediate Post Op Prosthesis
2934	Physical Agents and Electrotherapy like Cold, Heat, Diathermy, Ultrasound, LASER, Traction etc.
	<b>B. Invasive Interventions</b>
2935	B1. Skull traction
	<b>B2. Injections:</b>
2936	Peri-articular injection
2937	Tendon-sheath injection
2938	Intra-articular injections including visco-supplementation
2939	Joint aspiration/ injection
2940	Bursa aspiration/ injection
2941	Ganglion decompression
2942	Trigger point injection
2943	Spinal injections like Epidural injection
2944	Botulinum toxin injection
2945	Platelet rich plasma injections
2946	Prolotherapy
2947	Ultrasound/ image guided injections
2948	Penile injections

2949	Facet joint injection
2950	SI joint injection
2951	TM joint injection
2952	Nascent Nitrogen, Ozone or CO2 intra-particular/ intra-discal instillation
	<b>B3. Blocks</b>
2953	Nerve Blocks e.g.Phenol, Lignocaine
2954	Motor point blocks
2955	Regional nerve blocks
2956	Stellate ganglion block
2957	Coeliac plexus nerve block
2958	Neuraxial blocks
	<b>B4. Instillations:</b>
2959	Intravesical instillation of anti-cholinergics
	<b>C. Surgical Interventions:</b>
2960	Debridement of pressure sores
2961	Release of compressive neuropathies,
2961	Tenotomy subcutaneous, open
2961	Soft tissue release
2961	Tendon lengthening
2961	Tendon transfers
2961	Release of pulleys in hand
2961	Joint stabilization/ Arthrodesis
2961	Excision arthroplasty
2961	Insertion of wires, K wire, pins and rods
2961	External fixator – Ilizarov, JESS
2961	Osteotomies e.g. for Genu valgum / varum, hip etc.
2961	Amputation/ Revision amputation
2961	Anaesthetic foot surgeries e.g. TA lengthening, ulcer management
2961	CTEV -STR, bony correction
2961	Synovectomy, capsuloplasty, repositioning/ repair of tendons etc. In rheumatoid hand
2961	Excision of ganglion
2961	Skin grafting
2961	Skin flaps rotation
2961	Contracture release like at hip, knee, elbow, neck (sternomastoid tumor), hand
2961	Congenital anomalies correction
2961	Urethral Dilatation
2961	Urethral Repair
2961	Sphincteromy
2961	Sphincter Stent Prosthesis
2961	Baloon Dilation
2961	Penoscrotal Fistula repair.
2961	Sacral Anterior Root Stimulation
2961	Spinal Cord Stimulation
	<b>D. Scopies</b>
2962	Arthroscopy- diagnostic and therapeutic
2963	Cystoscopy in neurogenic bladder
2964	Proctoscopy
	<b>E. Advanced Interventions</b>
2965	Intra-thecal pump
2966	Neuro-prosthetic implants
2967	Osseointegration
2968	Stem cells therapy
	<b>F. Miscellaneous:</b>
2969	Endotracheal suction
2970	Endo-Tracheal Intubation
2971	Nasogastric tube
2972	Flatus tube

2973	Catheterization
2974	Digital evacuation
2975	Stoma care
2976	Central venous line
2977	Insertion of intercostals drainage tube
2978	Venti mask/ nasal prong
2979	Arterial blood sample
2980	Monitoring of vital signs
2981	Venesection
2982	Incision and drainage
2983	Pulse oxymetry
2984	Tourniquet application
2985	Brain death identification
2986	Tracheostomy Tube Change, Downsizing and removal
2987	Rehabilitation Therapy session (45 Minutes)
	<b>Diagnostic Interventions</b>
2988	EMG, NCV and other electrodiagnostic tests
2989	Musculoskeletal Ultrasound
2990	Urodynamic Evaluations
2991	Instrumental Gait Analysis
2992	Foot pressure analysis
2993	Dynamic posturography
2994	Trans cutaneous oxymetry
2995	Autonomic Function Tests
2996	Cutaneous Thermography
2997	Spondylometry
2998	Body composition analysis
2999	Instrumental ADL assessment
3000	Dynamometry
3001	Goniometry
3002	Doppler test
3003	Exercise Testing
3004	Pulmonary Function Testing
3005	Isokinetic Exercise Testing
3006	Driving and work simulation
3007	Body weight supported treadmill testing/ training
3008	Robotics- testing/ training
3009	Audiometry
3010	Biofeedback
3011	Video fluoroscopic evaluation of swallowing
3012	Modified barium swallow
3013	Cine esophagogram
3014	Palato pharyngeal analysis (image guided swallow analysis)
3015	Fiber optic endoscopy examination of swallow
3016	Instrumental Swallowing assesment
3017	Ultrasound Evaluation of Swallowing
3018	Intraluminal pharyngeal manometry
3019	Electro-magnetic articulography
3020	Esophageal manometry
3021	Hyperbaric oxygen therapy
3022	Vaccum Assisted Closure (VAC)
3023	Robotic Interactive Therapy
3024	Virtual Reality
3025	Ambient Intelligence
3026	Transcranial Magnetic Stimulation
3027	Optokinetic Stimulation
3028	Treadmill Test



3029	Metabolic analysis during exercise/otherwise
	<b>Clinical Procedures</b>
3030	Clinical Evaluation of Patients in P.M.R. and Documentation
3031	History Taking in PMR
3032	Prosthetic & orthotic fitting & check out.
3033	Thermoplastic splinting
3034	Disability assessment
3035	Functional Capacity Evaluation and driving fitness etc

**Standardized Health Care Services Costing Template**

<b>Standardized Health Care Services Costing Template</b>		
<b>Part I</b>	<b>Treatment Details (Quantity and Others)</b>	
	Package (MOH&FW/ICD....	
	Type of Procedure	
	No of Procedures	
	Hospital stay Details (Patient Days)	
	OPD Visits	
	-Consultation (Nos.)	
	-Investigations	
	-Procedure	
	Casualty	
	-Consultation	
	-Investigations	
	-Procedure	
	IPD Visits	
	-Ward Days (General/Special/Daycare)	
	-ICU/CCU Details	
	-Post Operative Ward Details	
	-Step Down Ward Days	
	OT Details	
	-Major	
	-Minor	
	-Speciality Lab	

Part II	Elements of Cost	Reference	Basic Assumptions
	To be read in conjunction with "basis of Allocation" Sheet		
		Rupees	
1	Material Costs	(In 000s)	
1.1	Pharmacy Costs	<a href="#">Schedule A</a>	<u>6. Pharmacy</u>
1.1.1	Pre OP		
1.1.2	Post OP		
1.1.3	OT		
1.2	Consumables & Implants	<a href="#">Schedule B</a>	
1.2.1	Pre OP		
1.2.2	Post OP		
1.2.3	OT/Cath Lab		
2	Direct Employees Cost	<a href="#">Schedule C</a>	
2.1	Super Specialist		
2.2	Specialist		
2.3	Assistant/Attending/Resident		
3	OT Details	<a href="#">Schedule D</a>	<u>1. Operation Theatre</u>
4	Investigations	<a href="#">Schedule E</a>	
4.1	LAB		<u>3. Lab investigations</u>
4.1.1	Pre OP		
4.1.2	Post OP		
4.1.3	OT		
4.2	Radiology and Imaging		<u>4. Radiology investigations</u>
4.2.1	Pre OP		
4.2.2	Post OP		
4.2.3	OT		
5	Blood Bank	<a href="#">Schedule F</a>	<u>5. Blood Bank</u>
6	Room /Bed Costs	<a href="#">Schedule G</a>	<u>2. Pre &amp; Post-Operative Ward</u>
6.1	Pre OP Ward (General/Special/ Daycare)		
6.2	Post OP Ward (General/Special/ Daycare)		
6.3	ICU		
6.4	CCU		
6.5	Others		
7	Health Care Support Services	<a href="#">Schedule H</a>	<u>8. Health Care Support Services Departments</u>
8	Health Care Administration Overheads	<a href="#">Schedule I</a>	<u>9. Health Care Administration Overheads</u>
9	Other Costs		

## STANDARDIZED HEALTH CARE SERVICES COSTING

**To be read in conjunction with "basis of Allocation" Sheet**

**1 The major assumptions on apportionment of cost are:**

- a **Costs which are directly identified with the surgery**
- b **Costs are apportioned based on time of surgery wherever applicable.**
- c **Costs based on number of surgeries wherever applicable**
- d **Costs based on number of patient bed days for the surgery for ward cost**

**Operation Theatre (O.T):**

**Under Each Category the costs are segregated into Manpower costs, Machinery Costs, Material Cost and other Costs.**

**1 Operation Theatre**

- 1. For all procedures STG are to be followed and accordingly the time to perform has to be considered for absorption of costs. For example it could be Standard O.T time for CABG surgeries is taken as 8 hrs. This includes of preparation time of one hour, surgery time of 6 hours and cleaning time of one hour.
- 2. If there are more than one OT these costs are to be taken based on number of surgeries or the surgery time wherever applicable.
- 3. O.T Man-power used for the specific surgery has been considered for Man-power cost. The cost has been appropriately absorbed when the same manpower is used for other procedures/surgeries.
- 4. Average life-time of O.T equipments can be considered as 7 years.
- 5. Scrap value of O.T equipments (Medical) and Non-Medical equipments can be taken as actual value
- 6. Annual Insurance of O.T equipments taken as actual cost.
- 7. Annual Repairs & Maintenance of O.T equipments taken as actual cost.
- 8. Depreciation & other maintenance cost for O.T equipments can be apportioned to different surgeries.
- 9. Non-Medical Asset cost can be apportioned to Surgeries/ Procedures in the ratio in which the surgery/procedure performed
- 10. Cost of building relating to O.T is apportioned based on the area occupied by O.T.
- 11. Life time of building can be considered as 30 years.

**2 Pre & Post-operative Ward (POW):**

- 1. Average life-time of Medical equipments in POW can be considered as 7 years.
- 2. Scrap value of Medical equipments and Non-Medical Assets in POW can be taken as actual value
- 3. Annual Repairs & Maintenance of Medical equipments in POW taken as actual cost.
- 4. Annual Insurance of Medical equipments in POW taken as actual cost.
- 5. Average life-time of Non-Medical Assets used in POW to be considered as 5 years.
- 6. Life time of building to be considered as 30 years.

### **3 Lab investigations:**

If the investigations are done in house, the cost such as equipment cost, manpower cost, chemicals and consumables cost etc. will be accumulated into the pool and allocated to the patient. If this services is outsourced then a ratio of utilisation of the lab for the purpose of the Hospital can be taken into the cost pool and allocated on the basis of the number of patients wrt each of the investigation. If there is a specific arrangement between the service provider and the Hospital, the cost should be taken accordingly and then further allocated to the respective departments/ patients.

### **4 Radiology investigations:**

The same as above in case of Lab Investigations.

### **5 Blood Bank:**

1. Since Blood Bank is outsourced in many cases, cost per unit of blood can be considered as cost to the hospital.
2. Number of blood bags used for surgeries to be considered as Blood Bank cost.

### **6 Pharmacy:**

1. Value of stationery consumption in Pharmacy per month is considered on actuals
2. Scrap value of Non-Medical Assets in Pharmacy be taken as actual value.
3. Average life-time of Non-Medical Assets used in Pharmacy is considered as 5 years.

### **7**

#### **Ward:**

1. Average life-time of Non-Medical Assets used in Ward can be considered as 5 years.
2. Scrap value of Non-Medical Assets in Ward can be taken as actual value.
3. In case of Medical Equipments specific for General Ward. Depreciation, power consumption & other maintenance cost for Ward are to be considered.

## **8 Health Care Support Services Departments :**

1. Admission department cost has to be arrived on per admission basis, and this can be considered for the specific procedure/surgery.
2. CSSD department cost are to be arrived per hour to procedure/ surgery based on the loading hour.
3. Per day per bed cost can be computed for the following supporting service departments and that can be considered for the specific surgery for the number of days stay:

a. CSSD (Central Sterile Services Department)

b. Admissions & Discharge

c. Dietics

d. Laundry & Linen

e. House Keeping

f. Biomedical Waste (Out Sourced)

g. Ambulance Services

h. UPS

i. CCTV

j. Genset Power Back up

k. MRD

l. Training & HR

m. Purchase & Stores

n. IT

o. Water Facilitization

p. Firesafety

q. Maintenance

r. Security (including CCTV)

s. Education

t. Others

4. Diet department cost as per day per bed. This has to be considered for the specific surgery based on the number of days stay in Ward.

## **9 Health Care Administration Overheads:**

Per day per bed cost for the following supporting service departments has to be computed and these are multiplied by number of days stay and considered as Other Indirect cost for the specific surgery:

a. Operations & Administration

b. Finance & Accounts

c. Bio Metric

d. Communication

e. Building Cost

f. Marketing

g. Non Medical Furniture (Indirect)

h. Solar Heating

i. Accreditation

j. Others

**Schedule A**

		Rupees
		(In 000s)
Particulars	Procedure	Total
Pre OP		
Post OP		
OT		
Others		
<b>Total Costs</b>		

Note: If the nomenclature used is different, please mention the same in brackets.

Schedule B-Consumables

<b>Schedule B</b>		<b>Rupees</b>
<b>Consumables &amp; Implants</b>		<b>(In 000s)</b>
<b>Particulars</b>	<b>Procedure</b>	<b>Total</b>
<b>Pre OP</b>		
<b>Post OP</b>		
<b>OT/Cath Lab</b>		
<b>Total Costs</b>		

Note: If the nomenclature used is different, please mention the same in brackets.



Schedule C-Employee

<b>Schedule C</b>		<b>Rupees</b>
<b>Direct Employees Cost</b>		<b>(In 000s)</b>
<b>Particulars</b>	<b>Procedure</b>	<b>Total</b>
Super Specialist		
Specialist		
Assistant/Attending/Resident		
Others		
<b>Total Costs</b>		

Note: If the nomenclature used is different, please mention the same in brackets.

Schedule D-OT

Schedule D

		Rupees
		(In 000s)
<b>Operation Theater</b>		
Particulars	Procedure	Total
<b>Man Power</b>		
Employees		
-Nursing		
-Non Nursing		
<b>Materials</b>		
General Consumables		
<b>Machinery</b>		
Depreciation		
Maintenance		
<b>Expenses &amp; Utilities</b>		
<b>Expenses</b>		
Non-medical Furniture		
AC		
Fumigation		
<b>Utilities</b>		
Building		
Power consumption		
<b>Others</b>		
<b>Total Cost</b>		

Note: If the nomenclature used is different, please mention the same in brackets.

Schedule E-Investgn

Schedule E

		Rupees
		(In 000s)
Investigation		
Particulars	Procedure	Total
<b>Lab</b>		
Manpower		
<b>Materials</b>		
<b>Consumables &amp; Implants</b>		
Utilities		
Expenses		
Others		
<b>Total Cost</b>		
<b>Radiology</b>		
Manpower		
Materials		
Utilities		
Expenses		
Others		
<b>Total Cost</b>		

Note: If the nomenclature used is different, please mention the same in brackets.

Schedule F

Schedule F

		Rupees
		(In 000s)
<b>Blood Bank</b>		
<b>Particulars</b>	<b>Procedure</b>	<b>Total</b>
Manpower		
Consumables		
Power consumption		
<b>Equipments</b>		
Non Medical furnitures		
AC		
Depreciation		
<b>Building</b>		
Depreciation		
<b>Total Cost</b>		

Note: If the nomenclature used is different, please mention the same in brackets.

Schedule G-Ward

Schedule G		Rupees
		(In 000s)
Pre Operative& Post Operative Ward		
Particulars	Procedure	Total
<b>Man Power</b>		
Employees		
-Nursing		
-Non Nursing		
-Duty Doctors		
Others		
<b>Materials</b>		
Consumables		
<b>Machinery</b>		
Depreciation		
Maintenance		
Others		
<b>Expenses &amp; Utilities</b>		
<b>Expenses</b>		
Non-medical Assets		
AC		
Food		
<b>Utilities</b>		
Building cost		
Power consumption		
<b>Others</b>		
<b>Total Cost</b>		

Note: If the nomenclature used is different, please mention the same in brackets.

Schedule H-Hosp Support

<b>Schedule H</b>	
<b>Health Care Support Services</b>	
<b>(HR, IT, Admin, Depreciation, O&amp;M etc..)</b>	<b>Rupees</b>
	(In 000s)
CSSD (Central Sterile Services Department)	
Admissions & Discharge	
Dietrics	
Laundry & Linen	
House Keeping	
Biomedical Waste (In House/Out Sourced)	
Ambulance Services	
UPS	
CCTV	
Genset Power	
MRD	
Training & HR	
Purchase & Stores	
IT	
Water Facilitation	
Fire Safety Services	
Maintenance- Hospital Equipments	
Security (including CCTV)	
Education and Training	
Others	
<b>Total</b>	

Note: If the nomenclature used is different, please mention the same in brackets.

Schedule I-Hosp Admn

<b>Schedule I</b>	
<b>Health Care Administration Overheads</b>	
	<b>Rupees</b>
	<b>(In 000s)</b>
Operations & Administration	
Finance & Accounts	
Bio Metric	
Communication	
Building Cost	
Marketing	
Non Medical Furniture (Indirect)	
Solar Heating	
Accreditation	
Others	

BASIS OF ALLOCATION

Basis of Allocation of Cost Heads				
Classification of Department	Department	Cost Component	Basis of Allocation	
Medical Support	OT	Man power	Hours of surgery	
		Consumables	Cost per surgery	
		Equipments	No of Surgery	
		Non medical furnitures	No of Surgery	
		Power consumption	Hours of surgery	
		AC	Hours of surgery	
		Building	No of Surgery	
	Post Operative Ward	Man power	No of days Stay	
		Consumables	Cost per surgery	
		Equipments	No of days Stay	
		Non medical furnitures	Per day per bed	
		Power consumption	No of days Stay	
		AC	No of days Stay	
		Building	No of days Stay	
	Lab	Man power	Number of investigation in each department within the lab. Wherever technicians are dedicated, cost is allocated to that department	
		Consumables	Number of investigation in each department within the lab. Wherever kits are used, based on number of tests per kit	
		Equipments	Number of investigations done	
		Non medical furnitures	Specifically identified & number of investigations done	
		Power consumption	specific output calculation and number of hours for which the equipments are used	
		AC	Number of hours for which AC is working & number of investigations	
		Building	Proportionate area and calculation of common area	



### BASIS OF ALLOCATION

Radiology	Man power	Number of procedures in each department within radiology. Wherever technicians are dedicated, cost is allocated to that department
	Consumables	Number of procedures in each department within radiology. Wherever materials are particular to a machine, cost allocated to procedures from such machine.
	Equipments	Number of procedures done
	Non medical furnitures	Specifically identified & number of investigations done
	Power consumption	specific output calculation and number of hours for which the equipments are used
	AC	Number of hours for which AC is working & number of investigations
	Building	Proportionate area and calculation of common area
Physiotherapy	Man power	number of sessions per patient
	Consumables	Generally does not arise
	Equipments	Not applicable for this surgery though there are equipments in the department
	Non medical furnitures	Specifically identified & number of investigations done
	Power consumption	specific output calculation and number of hours for which the equipments are used. Only normal electrical fittings and appliances are considered for this surgery
	AC	Number of hours for which AC is working & number of sessions
	Building	Proportionate area and calculation of common area

BASIS OF ALLOCATION

<b>Services Inhouse</b>	Blood Bank	Man power	number of bags	
		Consumables	number of bags	
		Equipments	cost allocated by number of bags	
		Non medical furnitures	specifically identified & number of bags	
		Power consumption	specific output calculation and number of bags	
		AC	number of hours for which Ac is working and number of bags	
		Building	Proportionate area and calculation of common area	
		Pharmacy	Man power	Cost per day per bed
			Non medical furnitures	Cost per day per bed
			AC	Cost per day per bed
			Building	Cost per day per bed
		Ward	Man power	No of days stay
			Consumables	No of days stay
			Non medical furnitures	No of days Stay
			Building	No of days Stay
		Admission	Man power	Cost per admission per day
		CSSD	Man power	Cost per hour
			Material	Cost per hour
			Equipments	Cost per hour
			Power consumption	Cost per hour
			Non medical furnitures	Cost per hour
			Building	Cost per hour
		CCTV	Man power	Cost per day per bed
			Equipments	Cost per day per bed
		Non medical furnitures	Cost per day per bed	
		Power consumption	Cost per day per bed	
	IT	Man power	Cost per day per bed	
		Materials	Cost per day per bed	
		Equipments	Cost per day per bed	
		Power consumption	Cost per day per bed	
		Non medical furnitures	Cost per day per bed	
		Building	Cost per day per bed	
		Ac	Cost per day per bed	

BASIS OF ALLOCATION

	Fire Safety	Man power	Cost per day per bed
		Machinery	Cost per day per bed
		Non medical furnitures	Cost per day per bed
	Finance & Accounts	Man power	Cost per day per bed
		Material	Cost per day per bed
		Non medical furnitures	Cost per day per bed
		Building	Cost per day per bed
	Operations & Admin	Man power	Cost per day per bed
		Material	Cost per day per bed
		Non medical furnitures	Cost per day per bed
		Ac	Cost per day per bed
		Building	Cost per day per bed
	Maintenance	Man power	Cost per day per bed
		Material	Cost per day per bed
		Non medical furnitures	Cost per day per bed
	Purchase & Stores	Man power	Cost per day per bed
		Material	Cost per day per bed
		Equipments	Cost per day per bed
		Non medical furnitures	Cost per day per bed
		Building	Cost per day per bed
	Human Resource	Man power	Cost per day per bed
		Material	Cost per day per bed
		Non medical furnitures	Cost per day per bed
	MRD	Man power	Cost per day per bed
		Non medical furnitures	Cost per day per bed
		Building	Cost per day per bed
	Housekeeping	Man power	Cost per day per bed
		Materials	Cost per day per bed
		Equipments	Cost per day per bed
		Non medical furnitures	Cost per day per bed
		Building	Cost per day per bed
	Communication Expenses	Communication Exp	Cost per day per bed
		Equipments	Cost per day per bed

BASIS OF ALLOCATION

<b>Services Outsourced</b>	Dietics	Man power, materials, equipments, expenses	Cost per day per bed
	Laundry	Man power, materials, equipments, expenses	Cost per day per Bed
	Security	Man power, materials, equipments, expenses	Cost per day per bed
<b>Indirect Cost</b>	UPS	Man power, materials, equipments, expenses	Cost per day per bed
	Genset Power Backup	Man power, materials, equipments, expenses	Cost per day per bed
	Solar Heating	Man power, materials, equipments, expenses	Cost per day per bed
	Bio Medical Waste	Man power, materials, equipments, expenses	Cost per day per bed
	Water Utilization	Man power, materials, equipments, expenses	Cost per day per bed
	Bio Metrics	Man power, materials, equipments, expenses	Cost per day per bed
	Building Cost	Man power, materials, equipments, expenses	Cost per day per bed
	Non Medical Furniture	Man power, materials, equipments, expenses	Cost per day per bed

**Brief Status Note- Clinical Establishments (Registration and Regulation)  
Act, 2010:**

- 1.1** As on date, the Clinical Establishments( Registration and Regulation) Act 2010 is applicable in 11 States and 6 Union Territories except Delhi, namely **Arunachal Pradesh, Himachal Pradesh, Sikkim, Mizoram, Bihar, Jharkhand, Rajasthan, Uttar Pradesh, Uttarakhand, Assam, Haryana** and Union territories of **Andaman & Nicobar Islands, Daman & Diu, Dadra & Nagar Haveli, Puducherry, Chandigarh and Lakshadweep**. All these States and Union Territories have framed the State/UT rules. The other States who have their own Act or who have not adopted the CE Act are being persuaded continuously to adopt the said Act at the earliest.
- 1.2** The Act provides for registration and regulation of the clinical establishments providing both therapeutic and/or diagnostic services belonging to **all recognized systems of medicine from both Government and Private sector (except those of Armed Forces)** with a view to prescribe minimum standards of facilities and services as may be provided by them.
- 1.3** As per the provisions of the Clinical establishments, no one can run a clinical establishment unless it is duly registered under the Act.
- 1.4 Conditions/Norms required to be met for registration and continuation include:-**
- (i) Minimum standards of facilities and services;
  - (ii) Minimum requirement of personnel;
  - (iii) Provision and maintenance of records and reports
  - (iv) Every clinical establishment is required to provide treatment “with in the staff and facilities available” to stabilize the emergency medical condition of an individual who comes or is brought to the clinical establishment.
  - (v) Other conditions (as prescribed under Central Govt. Rules):
    - Details of rates charged and facilities available to be prominently displayed at a conspicuous place in local and in English language
    - Maintain and provide Electronic medical records or Electronic Health records of every patient as may be determined and issued by Central/State Govt.
    - Clinical Establishments shall charge the rates for procedures and services within the range of rates determined by the Central Government from time to time in consultation with the State Governments.
    - Clinical Establishments shall ensure compliance to Standard Treatment guidelines as may be issued by Central/State Govt.
    - Every Clinical Establishments shall maintain information and statistics in accordance with all applicable laws and rules.

## 1.5 Some of the important steps taken for implementation of the Act:

- (i) Dedicated website ([www.clinicalestablishments.gov.in](http://www.clinicalestablishments.gov.in)) has been made operational,
- (ii) Online registration facility for clinical establishments is available through this website.
- (iii) Operational Guidelines for implementation of the Clinical Establishments Act are available on the website of the Act.
- (iv) Secretariat for National Council has been set up for coordinating the work of national council.
- (v) Advocacy cum training workshops are regularly conducted regarding implementation of the Act and training in online registration.
- (vi) As on 18.02.2019, **17755** Clinical Establishments have registered provisionally through **on-line mode** forming the part of digital National register, with detail in the table as given under:

State	Allopa thy	Ayurveda	Unani	Siddha	Homoeo - pathy	Yoga	Natura - pathy	Sowa - Rigpa	Total
ANDAMAN & NICOBAR ISLANDS (UT)	119	21	1	3	26	5	3	0	135
ARUNACHAL PRADESH	34	5	0	0	7	0	2	0	43
ASSAM	3346	541	21	13	158	36	12	1	3469
CHANDIGARH (UT)	531	124	2	1	28	5	6	1	580
DADRA & NAGAR HAVELI (UT)	160	44	1	0	55	0	1	0	231
DAMAN & DIU (UT)	142	38	3	0	60	3	0	0	206
HARYANA	125	31	6	4	31	19	11	0	127
HIMACHAL PRADESH	4062	2245	131	27	191	53	60	13	6027
JHARKHAND	5607	274	52	5	212	42	22	0	5856
PUDUCHERRY (UT)	529	32	0	29	27	7	5	0	568
RAJASTHAN	206	26	12	2	17	11	8	1	218
UTTARAKHAND	221	64	4	0	26	14	32	0	295
								<b>Total</b>	<b>17755</b>

\* The difference in total is due to a Clinical Establishments may have more than one system of medicine operational.

- (vii) No. of clinical establishments **registered offline** as per information received is **2228** with detail as under:

Sikkim	<b>338</b>
Mizoram	<b>535</b>
Arunachal Pradesh	<b>689</b>
Puducherry	<b>116</b>
Dadra and Nagar Haveli	<b>20</b>
Uttarakhand	<b>530</b>
Total	<b>2228</b>

## **1.6 Some of the important work done by National Council for Clinical Establishments**

- (i) Categorization of Clinical Establishments has been finalized and approved
- (ii) Formulation of Minimum Standards of major general categories of clinical establishments namely Clinics, Polyclinics, Mobile Clinics, Hospitals, Physiotherapy Centre, Health Check-up Centre, Dental Lab, Physiotherapy, Dietetics, Integrated Counselling Centre
- (iii) Formulation of Minimum Standards for 35 specialty/super-specialty wise departments/clinical establishments and for all 7 recognised systems of medicine under AYUSH
- (iv) Gazette Notification for Minimum Standards for Medical Diagnostic Laboratory issued on 21.05.2019-annexed.
- (v) Application Form and Certificate for Permanent Registration finalized and approved
- (vi) Formats for collection of Information & Statistics from OPD, IPD, Lab and Imaging Clinical Establishments have been finalized and approved
- (vii) A list of medical treatment procedures and a standard template of costing of procedures and services as approved by the National Council for Clinical Establishments have been shared with the States/UTs who have adopted the said Act advising them to use these for determining the standard cost of any procedure taking into consideration all including pertinent local factors.
- (viii) Standard Treatment Guidelines (STGs) for 227 medical conditions in allopathy and 18 medical conditions in Ayurveda have been formulated (21 clinical specialities).

**1.7 Status of notifications in 17 States/UTs where the Clinical Establishments Act (CEA) is applicable:**

<b>Parameter</b>	<b>States/UTs</b>
Notification of State rules	<b>Notified by</b> – Arunachal Pradesh, Assam, Himachal Pradesh, Bihar*, Jharkhand, Sikkim, Uttar Pradesh, Uttarakhand, Rajasthan, Mizoram and Haryana, Andaman & Nicobar Islands, Daman & Diu, Dadra & Nagar Haveli, Puducherry, Chandigarh, Lakshadweep
Notification of State / UT council	<b>Notified by</b> – Arunachal Pradesh, Assam, Himachal Pradesh, Sikkim, Bihar*, Uttarakhand, Jharkhand, Rajasthan, Mizoram, Haryana and Andaman & Nicobar Islands, Lakshadweep, Daman and Diu, Dadra and Nagar Haveli, Puducherry  <b>Not notified:</b> -- Uttar Pradesh, Chandigarh
Notification of District Registration Authorities	<b>Notified by</b> - Arunachal Pradesh, Assam, Himachal Pradesh, Bihar*, Haryana, Uttarakhand, Jharkhand, Sikkim, Rajasthan, Mizoram, Andaman & Nicobar Islands, Daman and Diu, Dadra and Nagar Haveli, Puducherry (2/4). Chandigarh, Lakshadweep  <b>Not notified:</b> -- Uttar Pradesh

\* Notified but stayed by State High Court